

# MAJOR PRODUCT FEATURES

To learn more about the features on this vehicle, go to [www.fordsourcebook.com](http://www.fordsourcebook.com)

To learn more about the Transit body codes, go to [www.transitbodydecoder.com](http://www.transitbodydecoder.com)

## MODEL/SERIES/AVAILABILITY CHANGES

- Medium Roof, Regular Wheelbase (130") has been removed (affects body codes E1C, E2C, R1C, R2C, W9C, W2C)

## PACKAGES/OPTIONS ADDED

- None

## PACKAGES/OPTIONS CHANGED

- Intelligent Access with push-button start (41J) is now standard on all E-Transits
- Halogen Headlamps with Autolamp are now standard on all Gas variants except Transit Trail (47N)
- EV Transit only available with black HID headlamps (91C) with exception of seat delete options (21J, 21K, 211). Passenger Seat Delete options (21J, 21K and 211) can only be ordered with Halogen headlamps
- Livery Package (47L, Fleet Only) now includes Cloth seats in place of Leather
- 253-Degree Rear Door (formerly 18P) is now standard (except for 130" wheelbase in which 180-degree rear door is standard)
- 12V Powerpoint (formerly 87A) is now standard
- Cruise Control (formerly 60C) is now standard (except where 58F is standard or ordered as an option)
- Stop Turn Tail Lamp (formerly 43Q) is now standard on CC/CA
- RH Shifter Console (formerly 67F) is only available with Parcel Delivery Pkg (47G)
- Dual Note Horn (formerly 85D) is only available with Ambulance (47B and 47F) and School Bus (47C) Prep Packages
- Privacy Glass (92E) is required for all Medium and High roof variants when Rear Door Glass is selected (17A/B/F)
- Safety Glass (formerly 65B) is only available with Ambulance (47B and 47F) and School Bus (47C) Prep Packages
- Front Seat Pack 10 (21L) is now standard on E-Transit
- 3.5L EcoBoost® V6 (99G) is not available on low and medium roof Cargo Vans with RWD (E1Y, R1Y, W1Y, F1Y, E1C, R1C, W9C, or F7C). except if Ambulance prep package (47B) is selected.

## PACKAGES/OPTIONS DELETED

- Wi-Fi 4G LTE Hotspot is permanently deleted (no sales code required)
- Auto Start-Stop is removed with both 3.5L PFDi and 3.5L EcoBoost® engines (no sales code required)
- Power Slider Door (65C)
- Perimeter Alarm (59D)
- Carbon Black Rear Step Bumper – low roof only (43E)
- Carpet Floor Mats (86B)
- Egress Window (17L)
- High Strength Laminated Glass (92A)
- Aux Heater Prep Pkg (62A)
- Engine Idle Shutdown Timer – 15 minute (55G)
- MyKey (62B)
- Stainless Steel Wheel Liners (87B)
- Scuff Plate Kit – Plastic (85A)
- Foldable Shelving (66G, 66H)
- Decal Option 50ft^2 (51G)
- Blue Mist (MT)
- Frontal Area Limitation 1 (formerly 15D) and Frontal Area Limitation 2 (formerly 15E) are no longer freestanding options. Limitation is set at Max

## PACKAGES/OPTIONS DELETED (continued)

- Front Seat Packs Deleted
  - Seat Pack 3 – Ebony Cloth (21D)
  - Seat Pack 11 – Ebony Cloth (21M)
  - Seat Pack 15 – Ebony Cloth (21R)
  - Seat Pack 16 – Ebony Leather (21S)
  - Seat Pack 29 – Ebony Cloth (216)
  - Seat Pack 30 – Ebony Cloth (217)
  - Seat Pack 25 – Dark Palazzo Gray Vinyl (212)
- Rear Seat Packs Deleted
  - Seat Pack 9 – 14 Passenger (96S)
  - Seat Pack 10 – 14 Passenger (96T)
  - Seat Pack 12 – 8 Passenger (96V)
  - Seat Pack 13 – 10 Passenger (96W)
  - 2-Passenger Seating (96X)

## LATE AVAILABILITY ITEMS

- None at this time

### Product Changes and Features Availability

Features, options and package content subject to change. Please check [www.fmcdealer.com](http://www.fmcdealer.com) for the most current information.

★ = New for this model year

**STANDARD EQUIPMENT****E-TRANSIT CONFIGURATIONS**

<b>Series</b>	<b>Body Code</b>	<b>Body Type</b>	<b>Roof Height</b>	<b>Wheelbase</b>	<b>Drive</b>	<b>Standard Range Battery</b>
T-350	W1Y	Cargo Van	Low Roof	Regular 130"	RWD/SRW	X
T-350	W1Y	Cargo Van	Low Roof	Long 148"	RWD/SRW	X
T-350	W9C	Cargo Van	Medium Roof	Long 148"	RWD/SRW	X
T-350	W1X	Cargo Van	High Roof	Long 148"	RWD/SRW	X
T-350	W3X	Cargo Van	High Roof	Extended 148"	RWD/SRW	X
T-350	W5Z	Chassis Cab	Low Roof	Extended 178"	RWD/SRW	X
T-350	W5P	Cutaway	Low Roof	Extended 178"	RWD/SRW	X

# 2024 TRANSIT STANDARD EQUIPMENT

EXTERIOR	CARGO VAN	PASSENGER VAN XL	PASSENGER VAN XLT	CUTAWAY	CHASSIS CAB
Body Side Moldings – Carbon Black	•	•	•	•	•
Front License Plate Bracket	•	•	•	•	•
Rear-window Defroster	—	•	•	—	—
<b>Bumpers</b>					
Front Bumper – Body Colored	—	—	•	—	—
Front Bumper – Carbon Black, Body Colored with Lower Valence	•	•	—	•	•
Rear Bumper – Carbon Black, without Integral Step	•	•	•	—	—
<b>Doors – Rear</b>					
50/50 Hinged Rear Door, 253-degree Opening. Excludes 130" wheelbase. 130" wheelbase includes 180-degree Opening as standard	•	•	•	—	—
<b>Doors – Side</b>					
Sliding Passenger-side Door	•	•	•	—	—
<b>Exterior Lighting – Front</b>					
Front Fog Lamps	—	—	•	—	—
Halogen Headlamps with Autolamp	•	•	•	•	•
Black HID Headlamps with Autolamp	• (Transit Trail (47N) and EV variants)	—	—	—	—
Headlamp Courtesy Delay <b>Note:</b> The headlamps stay on for a set period of time after the owner turns off the ignition.	•	•	•	•	—
Roof Marker Lamps (Included on DRW Cargo Van, Passenger Van XL and Passenger Van XLT)	•	•	•	•	•
<b>Exterior Lighting – Rear</b>					
Center High Mount Stop Lamp (CHMSL)	•	•	•	—	—
Taillamps	•	•	•	•	•
Separate Stop Turn Tail Lamp – LED Enabled	—	—	—	•	•
<b>Fuel (n/a with E-Transit)</b>					
Auxiliary Fuel Port. Not available with E-Transit.	•	•	•	•	•
Fuel Tank – Capless Fuel Fill, 25 U.S. gallons (midship)	•	•	•	•	•
<b>Charging/Battery</b>					
Mobile Power Cord (120V/240V). Standard on E-Transit. <b>Note:</b> Switchable cord end to allow customer charge functionality with 120V (NEMA 5-15) up to 15 Amps or 240V (NEMA 14-50) up to 32 Amps	•* *E-Transit only	—	—	•* *E-Transit only	•* *E-Transit only
<b>Grille</b>					
Honeycomb Mesh Grille with Carbon Black Surround	•	•	—	•	•
Honeycomb Mesh Grille with Chrome Surround	—	—	•	—	—
Three Bar Grille with Dynamic Blue Center Bars and Chrome Surround. Standard on E-Transit.	•* *E-Transit only	—	—	•* *E-Transit only	•* *E-Transit only
<b>Exterior Mirrors</b>					
Mirror Delete	—	—	—	•	•
Short-Arm, Power Adjusting, Manual-Folding	•	•	—	—	—
Short-Arm, Power Adjusting, Power-Folding Heated with Turn Signals	—	—	•	—	—
<b>Running Boards</b>					
Running Board	—	—	—	—	—
<b>Tires – Single Rear Wheel (SRW)</b>					
235/65R16C 121/119 R BSW all-season	•	•	•	•	•
<b>Tires – Dual Rear Wheel (DRW)</b>					
195/75R16C 107/105 R BSW all-season (RWD with Standard Front Axle configurations only)	•	•	•	•	•
205/75R16C 113/111 BSW all-season (AWD, 11,000lb GVWR or RWD with Heavy-Duty Front Axle configurations only)	•	•	•	•	•
<b>Towing</b>					
Rear Recovery Tow Hook	•	•	•	—	—
<b>Wheels – SRW</b>					

★ = New for this model year

• = Available

# 2024 TRANSIT STANDARD EQUIPMENT

EXTERIOR (continued)	CARGO VAN	PASSENGER VAN XL	PASSENGER VAN XLT	CUTAWAY	CHASSIS CAB
16" Silver Steel Wheel with Black Hubcap (Standard Front Axle configurations only)	•	•	—	•	•
16" Steel Wheel with Full Silver Wheel Cover (Standard Front Axle configurations and E-Transit only)	•* *E-Transit only	—	•	•* *E-Transit only	•* *E-Transit only
16" Silver Steel Wheel. Includes Silver Hubcaps with Exposed Lug Nuts (Heavy-Duty Front Axle configurations only)	•	•	•	•	•
<b>Wheels – DRW</b>					
16" Heavy-Duty Silver Steel Wheel. Includes Silver Hubcaps with Exposed Lug Nuts <b>Note:</b> The center ornament only comes on the front wheels, and not on the rear wheels.	•	•	•	•	•
<b>Wheels – Spare Tire</b>					
Full-size Spare Tire and Wheel	•	•	•	—	—
<b>Windows/Glass</b>					
Windows All-around	—	•	•	—	—
Rear-window	—	•	•	—	•
No Cargo Area Windows	•	—	—	—	—
High-Strength Laminated Glass (Sliding Doors only)	•	—	—	—	—
Tinted Glass	•	•	•	•	•
<b>INTERIOR</b>					
Step Well Pads – Black	•	•	•	—	—
<b>Center Console</b>					
Small Center Console with integrated shifter and deployable cup holder. Included and only available with 3-passenger seating (213).	•	—	—	•	•
Medium Center Console with integrated shifter and dual cupholders	•	•	—	•	•
Medium Center Console with Integrated Rotary Gear Shift Dial and cup holder	•* *E-Transit only	—	—	•* *E-Transit only	•* *E-Transit only
Large Center Console with Integrated Shifter, dual cupholders and additional storage area	—	—	•	—	—
Cruise Control	•	•	•	•	•
Cruise Control which includes Adjustable Speed Limiting Device (ASLD)	•	•	•	•	•
<b>Door-Locks and Windows</b>					
Glove Box – Locking	•	•	•	•	•
Rear Cargo Door – Interior Exit Handle	•	—	—	—	—
Rear Cargo Door – Exterior Lock Cylinder	•	•	•	—	—
Power Equipment Group (Power Locks and Windows) with Remote Keyless-Entry	•	•	•	•	•
<b>Floor Covering</b>					
Vinyl, Front only	•	—	—	•	•
Vinyl, Front and Rear	—	•	—	—	—
Carpet, Front and Rear	—	—	•	—	—
<b>Rearview Mirror</b>					
Rearview Mirror (When Equipped with Rear Glass).	—	•	•	—	•
Rearview Mirror Delete (When Equipped Without Rear Glass)	•	—	—	•	—
<b>Interior Lighting</b>					
Front Dome Lamp with Map Lights and Theater Dimming	•	•	•	•	•
Rear Dome Lamp with Map Lights and Theater Dimming	—	—	•	—	—
Partial Rear Compartment Lighting (2 LED lights located at C-pillar)	•	—	—	—	—
Full Rear Compartment Lighting	—	•	•	—	—
Rear Compartment LED Lamp Switch	—	—	—	—	—
Accessory Delay – 30 minutes	•	•	•	•	•
<b>Interior Trim</b>					
Front Overhead Shelf Delete	•	•	•	•	•
A-Pillar Assist Handles (Driver and Passenger-side)	•	•	•	•	•
B-Pillar Assist Handle (Passenger-side)	•* *Low Roof Only	•	•	—	—

★ = New for this model year

• = Available

# 2024 TRANSIT STANDARD EQUIPMENT

INTERIOR (continued)	CARGO VAN	PASSENGER VAN XL	PASSENGER VAN XLT	CUTAWAY	CHASSIS CAB
D-Pillar Weld Nuts	•	—	—	—	—
Headliner – Cloth, Front only	•	—	—	•	•
Headliner – Cloth, Full length	—	•	•	—	—
<b>Rear View Camera</b>					
No Rear View Camera					
<b>Note:</b> For incomplete vehicles, upfitter must add a rear view camera to vehicles that are 10,000lb GVWR or less to complete the vehicle and meet FMVSS 111 requirements. Rear Video Camera and Prep Kit (61A) is available as a dunnage kit that requires upfitter installation.	—	—	—	•	•
<b>Seating – Front</b>					
Driver and Front-passenger Manual Reclining Bucket Seats with Adjustable Headrest (Includes driver-side and passenger-side inboard armrest)	•	•	•	•	•
Rear-Seat(s) Recline and Inboard Armrest	—	—	•	—	—
<b>Note:</b> Last row of seats do not recline.					
Manual Driver-side Lumbar Support	—	•	•	—	—
12-Passenger Seating. 1 <sup>st</sup> row: 2 seats, 2 <sup>nd</sup> row: 3 seats, 3 <sup>rd</sup> row: 3 seats, 4 <sup>th</sup> row: 4 seats. Standard with Long Length Passenger Van.	—	•	•	—	—
15-Passenger Seating. 1 <sup>st</sup> row: 2 seats, 2 <sup>nd</sup> row: 3 seats, 3 <sup>rd</sup> row: 3 seats, 4 <sup>th</sup> row: 3 seats, 5 <sup>th</sup> row: 4 seats. Standard with Extended Length Passenger Van.	—	•	•	—	—
<b>Sun Visors</b>					
Sun Visors	•	—	—	•	•
Illuminated Sun Visors	—	•	•	—	—
<b>FUNCTIONAL</b>					
Alternator – 250 amp (3.5L PFDi V6 and 3.5L EcoBoost® V6 engines).	•	•	•	•	•
Frame Rail Extension Adapters	—	—	—	•	•
Horn – Single-note	•	•	•	•	•
<b>Air Conditioning</b>					
Front only	•	—	—	•	•
Front and Rear	—	•	•	—	—
<b>Audio</b>					
Antenna – Fender Mounted	•	•	•	•	•
AM/FM stereo with 4.0" multi-function display, Bluetooth, and Dual USB ports	•	•	—	•	•
SYNC 4 with 12.0" multi-function display, AM/FM stereo, Bluetooth, Dual USB ports, Embedded Voice Recognition and Connected (Subscription) Navigation	•*	—	•	•*	•*
	*E-Transit only			*E-Transit only	*E-Transit only
<b>Batteries</b>					
Single AGM Battery – 70 amp-hr	•	•	•	•	•
<b>Brakes</b>					
Brakes – 4-wheel Anti-lock Disc Brakes					
<b>Note:</b> Depending on driving habits and configuration, the brake pad life is up to 50% improved. In addition, brake pad wear indicators are now included and will send a warning message to the cluster if brake pads reach a certain wear threshold.					
	•	•	•	•	•
Parking Brake – Electric (SRW configurations only)	•	•	•	•	•
Parking Brake – Mechanical (9,950lb DRW GVWR configurations only)	•	•	•	•	•
Parking Brake – Push Down Mechanical (11,000lb GVWR configurations only)	•	—	—	•	•
<b>Embedded Modem</b>					

# 2024 TRANSIT STANDARD EQUIPMENT

FUNCTIONAL (continued)	CARGO VAN	PASSENGER VAN XL	PASSENGER VAN XLT	CUTAWAY	CHASSIS CAB
<p>FordPass™ Connect</p> <p><b>Note:</b> Ford Telematics and Data Services are telematics services available for fleet customers, providing access to manufacturer-grade vehicle data including but not limited to location, speed, idle time, remaining fuel, diagnostics, and maintenance alerts. FordPass Connect™ 4G Wi-Fi Modem (available with SYNC 4 only), enables telematics services directly from Ford or through authorized third-party providers. Learn more at <a href="http://commercialsolutions.ford.com">commercialsolutions.ford.com</a> or email <a href="mailto:fcs1@ford.com">fcs1@ford.com</a> or by calling 833-FCS-Ford. (833-327-3673). *Available on vehicles with embedded modem or equipped with approved plug-in device (PID). May require modem activation. Ford Telematics and Ford Data Services require a purchased subscription. Terms and conditions apply. Telematics service and features, and access to vehicle data depend on subscription and compatible AT&amp;T network availability. Evolving technology/cellular networks/vehicle capability may limit functionality and prevent operation of connected features.</p>	•	•	•	•	•
<p>Telematics Essentials**</p> <p><b>Note:</b> A complimentary version of Ford Telematics that gives fleet customers access to vehicle health insights such as odometer reading, diagnostic trouble codes and information around oil life, engine hours and recalls</p> <p>**Complimentary product. Available on vehicles with embedded modem. Requires modem activation. Terms and conditions apply. Telematics service and features, and access to vehicle data depend on compatible AT&amp;T network availability. Evolving technology/cellular networks/vehicle capability may limit functionality and prevent operation of connected features.</p>	•	•	•	•	•
<b>Frontal Area Limitation</b>					
<p>Base Frontal Area Limitation</p> <p><b>Note:</b> Provides a Vehicle Emission Control Information label with a frontal area restriction up to 72 ft². Frontal area limitation requires second unit body to meet profile restrictions. For additional information please reference the Incomplete Vehicle Manual and SVE Bulletins.</p>	—	—	—	•	•
<b>Instrumentation</b>					
Tachometer, Fuel Level and Coolant Temperature (Gas Engines)	•	•	•	•	•
Battery Level, Power Gauge and Power Availability (E-Transit)	•* *E-Transit only	—	—	•* *E-Transit only	•* *E-Transit only
<b>Interior Power</b>					
PowerPoint – 12V	•	•	•	•	•
USB Ports – 5 amps	—	•	•	—	—
<b>Speed Limiting Device</b>					
65-mph Governed Top Speed. Standard on E-Transit Cutaway and Chassis Cab.	—	—	—	•* *E-Transit only	•* *E-Transit only
★ Reverse Speed Limiter – Standard on E-Transit	•* *E-Transit only	—	—	•* *E-Transit only	•* *E-Transit only
<b>Steering</b>					
Electric Power Assisted Steering (EPAS)	•	•	•	•	•

★ = New for this model year

# 2024 TRANSIT STANDARD EQUIPMENT

FUNCTIONAL (continued)	CARGO VAN	PASSENGER VAN XL	PASSENGER VAN XLT	CUTAWAY	CHASSIS CAB
Steering Wheel – Power Rack and Pinion	•	•	•	•	•
Steering Wheel – Tilt and Telescoping	•	•	•	•	•
<b>Suspension</b>					
Front – Independent MacPherson-strut, Stabilizer Bar	•	•	•	•	•
Rear – Leaf Springs, Heavy-duty Gas Shock Absorbers. Gas engine configurations only.	•	•	•	•	•
Rear – Independent with coil springs, semi-trailing arm (STA) and stabilizer bar. E-Transit only.	•*	—	—	•*	•*
	*E-Transit only			*E-Transit only	*E-Transit only
<b>SAFETY/SECURITY</b>					
Autolocking Drive Away with Crash Unlocking.	•	•	•	•	•
AdvanceTrac® w/Roll Stability Control™ (RSC®)	•	•	•	•	•
SecuriLock® Passive Anti-Theft System (PATS) with engine immobilizer	•	•	•	•	•
SOS Post-Crash Alert System™. Not available with AM/FM Stereo with 4" Screen (58U). <b>Note:</b> Automatically flashes the hazard lights and intermittently sounds the horn when the airbag deploys.	•	•	•	•	•
Tire Pressure Monitoring System (TPMS).	•	•	•	•	•
Stationary Elevated Idle Control (SEIC)	•	•	•	•	•
<b>Airbags</b>					
Driver and Passenger Airbags	•	•	•	•	•
Passenger-side Airbag Cut-off Switch. Not available with Passenger Seat Delete (21J, 21K and 211) or Right Hand Door Delete (60X) configurations	•	—	—	•	•
Safety Canopy® Side-curtain Airbags	•	•	•	•	•
<b>FORD CO-PILOT360™ TECHNOLOGY</b>					
Forward Collision Warning	•	•	•	•	•
Hill Start Assist	•	•	•	•	•
Post-Collision Braking <b>Note:</b> Can potentially lessen the severity of a secondary collision by automatically applying moderate brake pressure when an initial collision event is detected.	•	•	•	•	•
Side Wind Stabilization	•	•	•	•	•
<b>Ford Co-Pilot360™</b>					
Pre-Collision Assist with Automatic Emergency Braking (AEB) <b>Note:</b> If a potential collision is detected, a warning flashes and an alert sounds, and if the driver's response is not sufficient, the system can automatically apply the brakes to help minimize a frontal collision.	•	•	•	•	•
Blind Spot Assist 1.0 <b>Note:</b> Includes Blind Spot Information System (BLIS®) with Cross-traffic Alert and Trailer Coverage.	—	—	•	—	—
Lane-Keeping System <b>Note:</b> Includes Lane-Keeping Alert and Driver Alert. This feature can alert the driver, during day or night, if their vehicle is unintentionally leaving its intended lane.	•	•	—	•	•
Auto High-Beam Headlamps	•	•	•	•	•
Rear View Camera with Trailer Hitch Assist. <b>Note:</b> Camera will be high-mount for Medium Roof and High Roof.	•	•	—	—	—
High Resolution Digital Camera.	•*	—	•	—	—
	*E-Transit only.				
<b>Exterior Sensors</b>					
Reverse Sensing System	—	—	•	—	—
Side Sensing System	—	—	•	—	—
<b>Windshield Wipers</b>					
Automatic Rain-Sensing Windshield Wipers	•	•	•	•	•

★ = New for this model year

# 2024 TRANSIT OPTIONAL EQUIPMENT

BODY CODES	Body Type	CARGO VAN	PASSENGER VAN XL	PASSENGER VAN XLT	CUTAWAY	CHASSIS CAB
	Order Code	101A	301A	302A	501A	701A
<b>NOTE: Body Codes have changed, double-check before inputting orders. Also, you must input Wheelbase into CONCEPS now</b>						
<b>LOW ROOF</b>						
<b>Transit-150 (GVWR: Cargo Van 8,670# (incomplete), 8,800# (complete))</b>						
Regular (130")	RWD	E1Y	—	—	—	—
Regular (130")	AWD	E2Y	—	—	—	—
Long (148")	RWD	E1Y	—	—	—	—
Long (148")	AWD	E2Y	—	—	—	—
<b>Transit-250 (GVWR: Cargo Van 9,070# (incomplete), 9,150# (complete)   Cutaway 9,150#   Chassis Cab 9,150#)</b>						
Regular (130")	RWD	R1Y	—	—	—	—
Regular (130")	AWD	R2Y	—	—	—	—
Regular (138")	RWD	—	—	—	R5P	R5Z
Regular (138")	AWD	—	—	—	R7P	R7Z
Long (148")	RWD	R1Y	—	—	—	—
Long (148")	AWD	R2Y	—	—	—	—
Long (156")	RWD	—	—	—	R5P	R5Z
Long (156")	AWD	—	—	—	R7P	R7Z
<b>Transit-350 (GVWR: Cargo Van 9,500#   Passenger Van: for RWD 9,250# with 2-passenger (47E), 9,400# with 15/12 passenger (96K/P); for AWD: 9,250# with 2-passenger (47E), 9,400# with engine-type 99G and 12-passenger and 9,550# with engine-type 998 and 12/15 passenger (96K/P)   Cutaway 9,500#   Chassis Cab 9,500#)</b>						
Regular (130")	RWD	W1Y	—	—	—	—
Regular (130")	AWD	W2Y	—	—	—	—
Regular (138")	RWD	—	—	—	W5P	W5Z
Regular (138")	AWD	—	—	—	W7P	W7Z
Long (148")	RWD	W1Y	X2Y	X2Y	—	—
Long (148")	AWD	W2Y	X9Y	X9Y	—	—
Long (156")	RWD	—	—	—	W5P	W5Z
Long (156")	AWD	—	—	—	W7P	W7Z
Extended (178")	RWD	—	—	—	W5P	W5Z
Extended (178")	AWD	—	—	—	W7P	W7Z
<b>★Transit-350 HD SRW (GVWR: Cargo Van 9,950#   Cutaway 9,950#   Chassis Cab 9,950#) (Max 80 MPH)</b>						
Long (148")	RWD	F1Y	—	—	—	—
Long (148")	AWD	F2Y	—	—	—	—
Long (156")	RWD	—	—	—	F1P	F1Z
Long (156")	AWD	—	—	—	F2P	F2Z
Extended (178")	RWD	—	—	—	F1P	F1Z
Extended (178")	AWD	—	—	—	F2P	F2Z
<b>Transit-350 HD DRW (GVWR: Cutaway 9,950#   Chassis Cab 9,950#)</b>						
Regular (138")	RWD	—	—	—	F6P	F6Z
Regular (138")	AWD	—	—	—	F8P	F8Z
Long (156")	RWD	—	—	—	F6P	F6Z
Long (156")	AWD	—	—	—	F8P	F8Z
Extended (178")	RWD	—	—	—	F6P	F6Z
Extended (178")	AWD	—	—	—	F8P	F8Z
<b>Transit-350 HD DRW (GVWR: Cutaway 11,000#   Chassis Cab 11,000#)</b>						
Regular (138")	RWD	—	—	—	U6P	U6Z
Regular (138")	AWD	—	—	—	U8P	U8Z
Long (156")	RWD	—	—	—	U6P	U6Z
Long (156")	AWD	—	—	—	U8P	U8Z
Extended (178")	RWD	—	—	—	U6P	U6Z
Extended (178")	AWD	—	—	—	U8P	U8Z
<b>MEDIUM ROOF</b>						
<b>Transit-150 (GVWR: Cargo Van 8,670# (incomplete), 8,800# (complete))</b>						
Long (148")	RWD	E1C	—	—	—	—
Long (148")	AWD	E2C	—	—	—	—
<b>Transit-250 (GVWR: Cargo Van 9,070# (incomplete), 9,150# (complete))</b>						
Long (148")	RWD	R1C	—	—	—	—
Long (148")	AWD	R2C	—	—	—	—
<b>Transit-350 (GVWR: Cargo Van 9,500#   Passenger Van RWD: 9,250# 2-Passenger (47E), 9,400# 15-passenger (incomplete) (96K), 9,500# 12/15-passenger (complete) (96K/P); AWD: 9,250# 2-Passenger (47E), 9,550# 12/15-Passenger (96K/P)</b>						
Long (148")	RWD	W9C	X2C	X2C	—	—
Long (148")	AWD	W2C	X9C	X9C	—	—
<b>★Transit-350 HD SRW (GVWR: Cargo Van 9,950#) (Max 80 MPH)</b>						
Long (148")	RWD	F7C	—	—	—	—
Long (148")	AWD	F8C	—	—	—	—
<b>HIGH ROOF</b>						
<b>Transit-250 (GVWR: Cargo Van 9,070# (incomplete), 9,150# (complete))</b>						
Long (148")	RWD	R1X	—	—	—	—
Long (148")	AWD	R2X	—	—	—	—
Extended (148")	RWD	R3X	—	—	—	—
Extended (148")	AWD	R3U	—	—	—	—
<b>Transit-350 (GVWR: Cargo Van 9,500#   Passenger Van RWD: 9,250# 2-Passenger (47E), 9,400# engine type 998, 15-passenger (incomplete) (96K), engine type 99G 12/15-passenger (96K/P), 9,500# engine type 998, 12/15-passenger (96P); AWD: 9,250# 2-passenger (47E), 9,550# 12/15-passenger (96K/P)</b>						
Long (148")	RWD	W1X	X2X	X2X	—	—
Long (148")	AWD	W2X	X9X	X9X	—	—
Extended (148")	RWD	W3X	—	—	—	—
Extended (148")	AWD	W3U	—	—	—	—
<b>★Transit-350 HD SRW (GVWR: Cargo Van 9,950#) (Max 80 MPH)</b>						
Long (148")	RWD	F5X	—	—	—	—
Long (148")	AWD	F6X	—	—	—	—

★ = New for this model year

S = Standard / O = Optional / P = Packaged Option / F = Fleet Option  
with valid FIN code / I = Included



# 2024 TRANSIT OPTIONAL EQUIPMENT

BODY CODES	Body Type	CARGO VAN	PASSENGER VAN XL	PASSENGER VAN XLT	CUTAWAY	CHASSIS CAB
	Order Code	101A	301A	302A	501A	701A
<b>HIGH ROOF (continued)</b>						
Extended (148")	RWD	F7X	—	—	—	—
Extended (148")	AWD	F8X	—	—	—	—
<b>Transit-350 HD DRW (GVWR: Cargo Van 9,950#)</b>						
Extended (148")	RWD	F4X	—	—	—	—
Extended (148")	AWD	F4U	—	—	—	—
<b>Transit-350 HD DRW (GVWR: Passenger Van 10,100#)</b>						
Extended (148")	RWD	—	U4X	U4X	—	—
Extended (148")	AWD	—	U5X	U5X	—	—
<b>Transit-350 HD DRW (GVWR: Cargo Van 11,000#)</b>						
Extended (148")	RWD	U8X	—	—	—	—
Extended (148")	AWD	U8U	—	—	—	—
<b>POWERTRAIN</b>						
<b>Engine</b>						
3.5L PFDi V6. Not available on Cargo Van (U8X and U8U), Passenger Van XL/XLT (U5X), Cutaway (U6P and U8P) or Chassis Cab (U6Z and U8Z). <b>Note:</b> Includes port injection and E-85 Flex-Fuel Capable capability	998	S	S	S	S	S
3.5L EcoBoost® V6. Standard on Cargo Van (U8X and U8U), Passenger Van XL/XLT (U5X), Cutaway (U6P and U8P) and Chassis Cab (U6Z and U8Z). Not available on low and medium roof Cargo Vans with RWD (E1Y, R1Y, W1Y, F1Y, E1C, R1C, W9C, or F7C). 3.5L GTDI V6 ENGINEENUR except if Ambulance prep package (47B) is selected.	99G	S/O	S/O	S/O	S/O	S/O
Electric Motor (E-Transit) with 68kWH Standard Range High-Voltage Battery. Only Available on Cargo Van (W1Y, W9C, W1X and W3X), 178" Wheelbase Cutaway (W5P) and 178" Wheelbase Chassis Cab (W5Z).	99K	O	—	—	O	O
<b>Transmission</b>						
10-Speed Automatic Overdrive with SelectShift®. Auxiliary Transmission Oil Cooler is standard. Not available with E-Transit.	44U	S	S	S	S	S
Single-Speed Transmission. Only available with the Electric Motor/E-Transit (99K).	44A	O	—	—	O	O
<b>EXTERIOR</b>						
Roof Marker Lamp Delete. Standard on SRW Cargo Van and Passenger Van XL/XLT <b>Note:</b> Vehicle shipped with temporary tape over five (5) holes. Upfitter is responsible to seal holes on Cutaway only.	18A	S	S	S	O	—
<b>Bumpers</b>						
Front Bumper – Body Colored. Includes Front Fog Lamps (55D). Cargo Van and Passenger Van XL requires Side Sensing System (94A). <b>Note:</b> Body colored front bumpers are offered in every exterior color. The front bumper will match the exterior color.	53G	O	O	S	O	O
<b>Doors</b>						
Right Hand Door Delete. Included with School Bus Prep Package (47C), MFSAB Prep Package (47Q) and available with Shuttle Bus Prep Package (47S). <b>Note:</b> Intended for upfitters who plan to modify the factory roof. Includes only front driver airbag. See Package/Option page for details.	60X	—	—	—	I/P/O	—
<b>Exterior Lighting – Front</b>						
Chrome High-Intensity Discharge (HID) Headlamps. Not available on Chassis Cab and Cutaway with 3.5L PFDi V6 (998) engine. Not available with Passenger Seat Delete options (21J, 21K and 211) <b>Note:</b> HID headlamps emit a brighter, more natural light than halogen headlamps, which can help improve visibility. HID headlamps also include LED signature surround.	91A	O	O	O	O	O

★ = New for this model year

S = Standard / O = Optional / P = Packaged Option / F = Fleet Option  
with valid FIN code / I = Included

# 2024 TRANSIT OPTIONAL EQUIPMENT

BODY CODES	Body Type Order Code	CARGO VAN 101A	PASSENGER VAN XL 301A	PASSENGER VAN XLT 302A	CUTAWAY 501A	CHASSIS CAB 701A
<b>EXTERIOR (continued)</b>						
★Black High-Intensity Discharge (HID) Headlamps. Standard on E-Transit except when seat delete options (21J, 21K, and 211) selected (see note below). Not available on Chassis Cab and Cutaway with 3.5L PFDi V6 (998) engine. Not available with Passenger Seat Delete options (21J, 21K and 211). Included in the (Transit Trail Package (47N)). <b>Note:</b> Not available with Exterior Upgrade Package – SRW (18D) and DRW (18L). HID headlamps emit a brighter, more natural light than halogen headlamps, which can help improve visibility. HID headlamps also include LED signature surround.	91C	O	O	—	O	O
Wiper Activated Headlamps	91B	O	O	S	O	O
Front Fog Lamps. Included in Side Sensing System (94A) and in Motorhome Prep Package (47M). Also included in Exterior Upgrade Package – SRW (18D) and DRW (18L). <b>Note:</b> Auxiliary lamps that are generally integrated into the front fascia and designed to help illuminate the roadway during poor visibility.	55D	O/I	O/I	S	O/I	O/I
<b>Fuel Tank</b>						
Extended Range Fuel Tank – Capless Fuel Fill, 31 U.S. gallons (midship). Not available on E-Transit, Regular Length configurations and Passenger Van XL/XLT (X9X) with the combination of the 15-Passenger Seating (96P) and the 3.5L EcoBoost® V6 (99G) engine.	655	O	O	O	O	O
Auxiliary Fuel Port Extension Line. Optional on Cargo Van Long and Extended Length and includes Extended Range Fuel Tank (655). <b>Note:</b> Allows for access to the Auxiliary Fuel Port without removing fuel tank	63F	O	—	—	—	—
<b>Charging</b>						
★Mobile Power Cord Delete. Optional with E-Transit.	17S	O	—	—	O	O
<b>Mirrors – Short-Arm</b>						
Power Adjusting, Manual-Folding. Not available with Blind Spot Assist 1.0 (65A) or Right Hand Door Delete (60X).	541	S	S	—	O	—
Power Adjusting, Manual-Folding Heated with Turn Signals. Not available with Blind Spot Assist 1.0 (65A) or Right Hand Door Delete (60X).	545	O	O	—	O	O
<b>Mirrors – Long-Arm</b>						
Power Adjusting, Manual-Folding. Not available with Blind Spot Assist 1.0 (65A)	543	O	O	—	O/P	—
Power Adjusting, Manual-Folding Heated with Turn Signals. Cargo Van and Passenger Van XL/XLT are available with Blind Spot Assist 1.0 (65A).	544	O/P	O/P	O/P	O/P	O
<b>Running Boards</b>						
Running Board. <b>Note:</b> Running board covers the B-C Pillar Passenger-side.	68H	O	O	O	—	—
Extended Length Running Boards. Not available with E-Transit. <b>Note:</b> Running board covers the A-B Pillar Driver-side and A-C Pillar Passenger-side.	68J	O	O	O	—	—
<b>Trailer</b>						
Tow/Haul Mode with Trailer Wiring Provisions. Included in Motorhome Prep Package (47M). See Package/Options page for details.	53D	O	O	O	O/I	O
Trailer Brake Controller (TBC). Requires Heavy-Duty Trailer Tow Package (53B) or Tow/Haul Mode with Trailer Wiring Provisions (53D). Not available with E-Transit or 3-Passenger seating (213).	67D	O	O	O	O	O
Heavy-Duty Trailer Tow Package <b>Note:</b> Deletes Rear Tow Hook. See Package/Option page for details.	53B	O	O	O	—	—
<b>Wheels – SRW</b>						
16" Steel Wheel with Full Silver Wheel Cover (Standard Front Axle configurations only and standard with E-Transit). Included with Exterior Upgrade Package – SRW (Standard Front Axle configurations only) (18D).	64H	S/I/O	O	S	S/I/O	S/I/O

★ = New for this model year

S = Standard / O = Optional / P = Packaged Option / F = Fleet Option  
with valid FIN code / I = Included

# 2024 TRANSIT OPTIONAL EQUIPMENT

BODY CODES	Body Type	CARGO VAN	PASSENGER VAN XL	PASSENGER VAN XLT	CUTAWAY	CHASSIS CAB
	Order Code	101A	301A	302A	501A	701A
<b>EXTERIOR (continued)</b>						
16" Silver Aluminum Alloy Wheel (Standard Front Axle configurations only). Available with Exterior Upgrade Package – SRW (Standard Front Axle configurations only) (18D).	647	P/O	O	O	P/O	P/O
16" Black Aluminum Alloy Wheel (Standard Front Axle configurations only). Available with Exterior Upgrade Package – SRW (Standard Front Axle configurations only) (18D).	644	P/O	O	O	P/O	P/O
★16" Sparkle Silver Alloy Wheel (Heavy-Duty Front Axle configurations only). Available with Exterior Upgrade Package – SRW (Heavy-Duty Front Axle configurations only) (18D).	64K	P/O	O	O	P/O	P/O
★16" Matte Black Alloy Wheel (Heavy-Duty Front Axle configurations only). Available with Exterior Upgrade Package – SRW (Heavy-Duty Front Axle configurations only) (18D).	64G	P/O	O	O	P/O	P/O
<b>Wheels – DRW</b>						
16" Heavy-Duty Forged Aluminum Wheel (Heavy-Duty Front Axle configurations only). Available with Exterior Upgrade Package – DRW (Heavy-Duty Front Axle configurations only) (18L).	76G	O	O	O	P/O	P/O
<b>Wheels – Spare Tire</b>						
Spare Tire and Wheel. Included in the Ambulance Prep Package – Cutaway (47F) <b>Note:</b> Includes 3 ton jack, tool kit and full-size matching tire	51D	S	S	S	O/I	O
Spare Tire and Wheel Delete.	51A	O	O	O	S	S
<b>Windows (Refer to the Windows Offering Chart on page 21 for complete window details)</b>						
Fixed Rear Cargo Door Glass. Includes Rear-window Defroster.	17A	O	—	—	—	S
Fixed Rear Cargo Door Glass and Fixed 2 <sup>nd</sup> row Passenger-side Glass. Includes Rear-window Defroster.	17B	O	—	—	—	—
Windows-All-Around, Fixed. Includes Rear-window Defroster.	17F	O	S	S	—	—
<b>Glass</b>						
Privacy Glass. Includes Rear-window Defroster. Requires Fixed Rear Cargo Door Glass (17A), Fixed Rear Cargo Door Glass and Fixed Passenger-side Glass (17B), or Windows-All-Around, Fixed (17F). Also Required when 17A/B/F (includes Rear Door Glass) is selected on all Medium and High Roof variants; Optional on Low Roof variants. <b>Note:</b> Provides protection of vehicle occupant(s) and occupant personal belongings. The glass also provides occupant comfort by helping to reduce vehicle cool-down time.	92E	O	O	O	—	—
<b>INTERIOR</b>						
B-Pillar Assist Handle (Passenger-side) <b>Note:</b> Handle is standard on Low Roof Cargo Van D-Pillar Assist Handles	41B	S/O	S	S	—	—
<b>Note:</b> Located on the Driver and Passenger-side. Due to space requirements, the Driver-side handle is deleted if Front/Rear Aux A/C and Heater (Driver controlled) (57G) is also ordered. <b>Note:</b> Not Available with any Shelving Options (66H, 66E, 66F, 66J)	66C	O	—	—	—	—
Illuminated Sun Visors. Included with Interior Upgrade Package – Cargo Van (96C) and Interior Upgrade Package – Cutaway/Chassis Cab (47A).	85C	O/I	S	S	O/I	O/I
Rearview Mirror. Included with rear glass window configurations (17A, 17B, and 17F).	90B	I	S	S	O	S
★Digital Rearview Mirror. Placed in the traditional rearview mirror mount location, this always on, auto-dimming enhanced mirror provides full digital rearview images when obstructions such as a bulkhead, cargo or no rear windows are present. Returns to mirror mode when the camera is turned off. Not available with Low Roof. <b>Note:</b> This is not a reverse back-up camera.	90C	O	O	O	—	—
Full Rear Compartment Lighting. Includes cargo area LED lights at C-pillar, D-pillar and mid-ship (ELWB only). Rear Compartment LED Switch is only included on Cargo Van.	15F	O	S	S	—	—
Cargo Tie-Down Hooks (Cargo Van: 6 tie-down hooks)	17P	O	—	—	—	—
Front Overhead Shelf. Not available on Low Roof Cargo Van and Passenger Van.	66D	O	O	O	O	O

★ = New for this model year

S = Standard / O = Optional / P = Packaged Option / F = Fleet Option  
with valid FIN code / I = Included

# 2024 TRANSIT OPTIONAL EQUIPMENT

BODY CODES	Body Type	CARGO VAN	PASSENGER VAN XL	PASSENGER VAN XLT	CUTAWAY	CHASSIS CAB
	Order Code	101A	301A	302A	501A	701A
<b>INTERIOR (continued)</b>						
<b>Bulkheads</b>						
Bulkhead – Lockable Door with Window. Optional only on Medium Roof and High Roof. Includes B-Pillar Assist Handle (41B). <b>Note:</b> The bulkhead is located behind the driver and passenger seats in the Cargo Van, and separates them from the cargo area.	47T	O	—	—	—	—
Bulkhead – Window Only. Optional only on Low Roof and Medium Roof. Includes B-Pillar Assist Handle (41B).	47U	O	—	—	—	—
<b>Shelving</b>						
Fixed Shelving, multi-level – passenger side only. Requires a Bulkhead option (47T or 47U). Available with Regular and Long Lengths only. Not available with Interior Upgrade Package (96C), Load Area Protection Package (96D), Windows-All-Around (17F), Front/Rear Aux A/C and Heater (57G), D-Pillar Assist Handles (66C), or Pro Power Onboard (90E).	66F	O	—	—	—	—
Fixed Shelving, multi-level – driver side only. Requires a Bulkhead option (47T or 47U). Available with Regular and Long Length Cargo Vans only. Not available with Interior Upgrade Package (96C), Load Area Protection Package (96D), Windows-All-Around (17F), Front/Rear Aux A/C and Heater (57G) or D-Pillar Assist Handles (66C).	66E	O	—	—	—	—
Fixed Shelving, multi-level – driver and passenger sides. Requires a Bulkhead option (47T or 47U). Available with Regular and Long Length Cargo Vans only. Not available with Interior Upgrade Package (96C), Load Area Protection Package (96D), D-Pillar Assist Handles (66C), Windows-All-Around (17F), Front/Rear Aux A/C and Heater (57G) or Pro Power Onboard (90E).	66J	O	—	—	—	—
<b>Center Console</b>						
Large Center Console. Included with Upfitter Package (67C) and Trailer Brake Controller (67D). Not available with E-Transit. <b>Note:</b> Includes an integrated shifter, a dual cup holder and an additional storage area	67E	O/I	O/I	S	O/I	O/I
<b>Floor Covering</b>						
Vinyl, Front only. Included with the Builders Prep Package (47E) for Passenger Van XL. <b>Note:</b> Wheel Well Liners and Scuff Plates Kit are not included.	16C	S	I	—	S	S
Vinyl, Front and Rear. Included in Interior Upgrade Package – Cargo Van (96C) and Load Area Protection Package (96D). Not available with Front/Rear Aux A/C and Heater (Driver controlled) (57G) on Cargo Van, Heavy-Duty Cargo Flooring (60B) or Heavy-Duty Scuff Plate Kit (85B). <b>Note:</b> Wheel Well Liners are included as part of the rear vinyl floor covering.	16E	O/I	S	O	—	—
Carpet, Front only. Included with Builders Prep Package (47E). Not available with E-Transit. <b>Note:</b> Deletes all rear floor covering.	16G	O	—	I	O	O
Carpet, Front and Rear	16H	—	O	S	—	—
Heavy-Duty Cargo Flooring. Includes Heavy-Duty Scuff Plate Kit (85B). Not available with Vinyl, Front and Rear (16E) – Cargo Van only or Front/Rear Aux A/C and Heater (Driver controlled) (57G).	60B	O	—	—	—	—
<b>Seating – Front</b>						
Dark Palazzo Gray Cloth, 2-way manual Driver and 2-way manual Passenger seats. Cargo Van and Chassis Cab are only available with 11,000lb GVWR configurations Not available with E-Transit. <b>Note:</b> Roof modification by the upfitter is required to meet the criteria for application exception/exclusion to FMVSS 214 Side impact Protection Section S9 Vehicle-To-Pole Requirements on vehicles 10,000lb GVWR or less. Refer to the regulatory text of FMVSS 214 for the definition of “modified roof”.	21C	O	—	—	O	O
Dark Palazzo Gray Vinyl, 2-way manual Driver and 2-way manual Passenger seats with Driver seat armrest only.	21G	S	O	—	S	S

★ = New for this model year

S = Standard / O = Optional / P = Packaged Option / F = Fleet Option  
with valid FIN code / I = Included

# 2024 TRANSIT OPTIONAL EQUIPMENT

BODY CODES	Body Type	CARGO VAN	PASSENGER VAN XL	PASSENGER VAN XLT	CUTAWAY	CHASSIS CAB
	Order Code	101A	301A	302A	501A	701A
<b>INTERIOR (continued)</b>						
Passenger Seat Delete Dark Palazzo Gray Vinyl, 2-way manual Driver seat. Cargo Van is only available with 11,000lb GVWR configurations. <b>Note:</b> Roof modification by the upfitter is required to meet the criteria for application exception/exclusion to FMVSS 214 Side impact Protection Section S9 Vehicle-To-Pole Requirements on vehicles 10,000lb GVWR or less. Refer to the regulatory text of FMVSS 214 for the definition of "modified roof".	21J	O	—	—	O	—
Passenger Seat Delete Dark Palazzo Gray Cloth, 2-way manual Driver seat.	21K	O	—	—	O	—
<b>Seating – Front</b>						
Dark Palazzo Gray Cloth, 2-way manual Driver and 2-way manual Passenger seats.	21L	O *S on E-Transit	S	S	O *S on E-Transit	O *S on E-Transit
Dark Palazzo Gray Vinyl, 2-way manual Driver and 2-way manual Passenger seats with Driver and Passenger seat armrests.	21P	O	O	—	O	O
Dark Palazzo Gray Cloth, 10-way power heated Driver and 10-way power heated Passenger seats. Not available with E-Transit.	21Q	O	—	O	O	O
Dark Palazzo Gray Cloth, 4-way manual swivel Driver and 4-way manual swivel Passenger seats. Includes Dual AGM Batteries (63E). Not available on E-Transit, or with 9,950lb DRW GVWR configurations.	21T	O	—	—	O	—
3-Passenger front seating Dark Palazzo Gray Vinyl, 2-way manual Driver and 2-way manual dual Passenger seats. Unlike the Driver Seat, dual Passenger Seat insert and bolster material will be identical in Ebony vinyl material. Not Available with E-Transit.	213	O	—	—	O	O
Dark Palazzo Gray Cloth, 4-way manual swivel Driver and 4-way manual swivel Passenger seats. Includes Dual AGM Batteries (63E). Not available with E-Transit or 9,950lb DRW GVWR Cutaway configurations. Cargo Van is only available with 11,000lb GVWR configurations. <b>Note:</b> Roof modification by the upfitter is required to meet the criteria for application exception/exclusion to FMVSS 214 Side impact Protection Section S9 Vehicle-To-Pole Requirements on vehicles 10,000lb GVWR or less. Refer to the regulatory text of FMVSS 214 for the definition of "modified roof".	218	O	—	—	O	—
Ebony Cloth, 2-way manual Driver and 2-way manual Passenger seats without armrests.	219	O	—	—	O	—
Passenger Seat Delete Ebony Cloth, 2-way manual Driver seat without an armrest. <b>Note:</b> Roof modification by the upfitter is required to meet the criteria for application exception/exclusion to FMVSS 214 Side impact Protection Section S9 Vehicle-To-Pole Requirements on vehicles 10,000lb GVWR or less. Refer to the regulatory text of FMVSS 214 for the definition of "modified roof".	211	—	—	—	O	—
<b>Seating – Rear</b>						
1-Passenger, 2-Passenger and 3-Passenger Seating. 2-Passenger Seating is standard on Cargo Van, Cutaway and Chassis Cab, except when Passenger Seat Delete (21J, 21K and 211) is ordered, then it's 1-Passenger Seating. 2-Passenger Seating is standard on Passenger Van with Builders Prep Package (47E). 2-Passenger Seating (with additional rear seat attachment points) is optional on Passenger Van without Builders Prep Package (47E). 3-Passenger seating is standard on Cargo Van, Cutaway and Chassis Cab when 3-Passenger seating (213) are ordered. <b>Note:</b> 13 rear seats are removed, but seat attachment points are still present. This note only applies to 2-Passenger Seating on Passenger Van without Builders Prep Package (47E).	96K	S	S/O	S/O	S	S
15-Passenger Seating. 1 <sup>st</sup> row: 2 seats, 2 <sup>nd</sup> row: 3 seats, 3 <sup>rd</sup> row: 3 seats, 4 <sup>th</sup> row: 3 seats, 5 <sup>th</sup> row: 4 seats. Optional with Long Length Passenger Van.	96P	—	O	O	—	—

★ = New for this model year

S = Standard / O = Optional / P = Packaged Option / F = Fleet Option  
with valid FIN code / I = Included

# 2024 TRANSIT OPTIONAL EQUIPMENT

BODY CODES	Body Type	CARGO VAN	PASSENGER VAN XL	PASSENGER VAN XLT	CUTAWAY	CHASSIS CAB
	Order Code	101A	301A	302A	501A	701A
<b>INTERIOR (continued)</b>						
<b>FUNCTIONAL</b>						
Auxiliary Fuse Panel with High Spec Interface Connector. Includes Dual AGM Batteries (63E) and Modified Vehicle Wiring System (53K).	87E	O	O	O	O	O
Dual Alternator (250 amps each). Includes Auxiliary Fuse Panel with High Spec Interface Connector (87E). Included with Ambulance Prep Packages (47B and 47F). Includes Power Outlet – 110V/400W (90D) on Cargo Van, Cutaway and Chassis Cabs without Push Down Manual Parking Brake (90G) or 11,000lb GVWR. Not available with the 3.5L PFDi V6 (998) engine, Passenger Seat Delete (21J / 21K / 211), 3-Passenger seating (213) or E-Transit.	63C	O/I	O	O	O/I	O
Keyless Entry Keypad	52C	O	O	O	—	O
Modified Vehicle Wiring System. Included with Builders Package (47E), Ambulance Prep Package – Cargo Van (47B), RV Prep Package (47D) and Auxiliary Fuse Panel with High Spec Interface Connector (87E). Requires Dual AGM Batteries (63E) on Cargo Van and Passenger Van.	53K	O/I	O/I	O/I	S	S
Intelligent Access with push-button start	41J	O S on E-Transit	O	O	O S on E-Transit	O S on E-Transit
Push Down Manual Parking Brake. Standard with 11,000lb GVWR configurations and optional on Cargo Van and Cutaway DRW, except 11,000lb GVWR. Not available with Power Outlet – 110V/400W (90D).	90G	S/O	—	—	S/O	S
<b>Air Conditioning</b>						
Front/Rear Aux A/C and Heater (Driver controlled). Not available with E-Transit, Passenger Seat Delete (21J, 21K) and 3-Passenger seating (213), Cargo Van with Vinyl, Front and Rear (16E), Interior Upgrade Package – Cargo Van (96C) or Load Area Protection Package (96D).	57G	O	S	S	—	—
<b>Audio – Audio Packs (Refer to the chart on page 38 for details on the complimentary E-Transit Ford Commercial Solutions Energy Management and Vehicle Insight Tools and for more information on features included with Gas Engine Configurations)</b>						
AM/FM stereo with 4" multi-function display, Bluetooth, and Dual USB ports. Standard on Gas Engine Cargo Van, Passenger Van XL when Rear View Camera with Trailer Hitch Assist is selected. Standard on Gas Engine Cutaway and Chassis Cab.	58U	S	S	—	S	S
– 4 speakers (4 front) – Cargo Van, Cutaway and Chassis Cab – 8 speakers (4 front/4 rear) – Passenger Van XL						
<b>Note:</b> Not available with E-Transit.						
SYNC 3 with 4" multi-function display, AM/FM stereo, Bluetooth, and Dual USB ports. Optional on Gas Engine Cargo Van, Passenger Van XL when Rear View Camera with Trailer Hitch Assist is selected. Optional on Gas Engine Cutaway and Chassis Cab.	58V	O	O	—	O	O
– 4 speakers (4 front) – Cargo Van, Cutaway and Chassis Cab – 8 speakers (4 front/4 rear) – Passenger Van XL						
<b>Note:</b> Not available with E-Transit.						

★ = New for this model year

S = Standard / O = Optional / P = Packaged Option / F = Fleet Option  
with valid FIN code / I = Included

# 2024 TRANSIT OPTIONAL EQUIPMENT

BODY CODES	Body Type	CARGO VAN	PASSENGER VAN XL	PASSENGER VAN XLT	CUTAWAY	CHASSIS CAB
	Order Code	101A	301A	302A	501A	701A
<b>FUNCTIONAL (continued)</b>						
SYNC 4 with AM/FM stereo and 12" display, Bluetooth, Dual USB ports, Embedded Voice Recognition and Connected Navigation(90 Day Trial). Includes Electronic Air Temperature Control. Standard on E-Transit and Gas Engine Passenger Van XLT and on Gas Engine Cargo Van and Passenger Van XL when High Resolution Digital Camera (61E) or 360-Degree Camera with Split View and Front Washer (61D) is selected. And is optional on Gas Engine Cutaway and Chassis Cab. - 4 speakers (4 front) - Cargo Van, Cutaway and Chassis Cab - 8 speakers (4 front/4 rear) - Passenger Van XL and Passenger Van XLT <b>Note:</b> E-Transit includes Connected Navigation with 1 Year of Service available through Ford Pro Intelligence. See page 27 for more details.	58B	S/—	S/—	S	S/O	S/O
SYNC 4 with SiriusXM® with 360L, HD Radio™ and 12" multi-function display, AM/FM stereo, Bluetooth, Dual USB ports, Embedded Voice Recognition and Connected Navigation(90 Day Trial). Includes Electronic Air Temperature Control. Optional on E-Transit, Gas Engine Cargo Van and Passenger Van when High Resolution Digital Camera (61E) or 360-Degree Camera with Split View and Front Washer (61D) is selected. And is optional on Gas Engine Cutaway and Chassis Cab. - 4 speakers (4 front) - Cargo Van, Cutaway and Chassis Cab - 8 speakers (4 front/4 rear) - Passenger Van XL and Passenger Van XLT <b>Note:</b> E-Transit includes Connected Navigation with 1 Year of Service available through Ford Pro Intelligence. See page 27 for more details.	58C	O	O	O	O	O
SYNC 4 with SiriusXM® with 360L, HD Radio™, Navigation and 12" multi-function display, AM/FM stereo, Bluetooth, Dual USB ports, Embedded Voice Recognition and Connected Built-In Navigation(3 Years of Service) with Traffic Sign Recognition (TSR) and Intelligent Speed Assist (ISA). Includes Electronic Air Temperature Control Optional on E-Transit, Gas Engine Cargo Van and Passenger Van when High Resolution Digital Camera (61E) or 360-Degree Camera with Split View and Front Washer (61D) is selected. And is optional on Gas Engine Cutaway and Chassis Cab. - 4 speakers (4 front) - Cargo Van, Cutaway and Chassis Cab - 8 speakers (4 front/4 rear) - Passenger Van XL and Passenger Van XLT	58E	O	O	O	O	O
SYNC 4 with SiriusXM® with 360L, HD Radio™, Navigation, Intelligent Adaptive Cruise Control (iACC) and 12" multi-function display, AM/FM stereo, Bluetooth, Dual USB ports, Embedded Voice Recognition and Connected Built-In Navigation(3 Years of Service) with Traffic Sign Recognition (TSR), Intelligent Speed Assist (ISA), Intersection Assist and Intelligent Adaptive Cruise Control (iACC). Includes Electronic Air Temperature Control. Optional on E-Transit, Gas Engine Cargo Van and Passenger Van when High Resolution Digital Camera (61E) or 360-Degree Camera with Split View and Front Washer (61D) is selected. And is optional on Gas Engine Cutaway and Chassis Cab. - 4 speakers (4 front) - Cargo Van, Cutaway and Chassis Cab - 8 speakers (4 front/4 rear) - Passenger Van XL and Passenger Van XLT	58F	O	O	O	O	O
<b>Audio – Speakers</b> 6 speakers (4 front/2 rear). Optional with Audio Packs 58U, 58V, 58B, 58C, 58E and 58F on Cargo Van and Cutaway. Not available with RV Prep Package (47D). <b>Note:</b> Rear speakers shipped in dunnage box for Cutaway only.	91L	O	—	—	O	—

★ = New for this model year

S = Standard / O = Optional / P = Packaged Option / F = Fleet Option  
with valid FIN code / I = Included

# 2024 TRANSIT OPTIONAL EQUIPMENT

BODY CODES	Body Type Order Code	CARGO VAN	PASSENGER VAN XL	PASSENGER VAN XLT	CUTAWAY	CHASSIS CAB
		101A	301A	302A	501A	701A
<b>FUNCTIONAL (continued)</b>						
<b>Axle</b>						
Heavy-Duty Front Axle. Not available with E-Transit. <b>Note:</b> Up to 4,630 lb FGAWR. Refer to the Axle Availability charts beginning on page 39 for complete option details.	41E	S/O/I	S/—	S/—	S/O/I	S/O/I
<b>Batteries</b>						
Dual AGM Batteries. (70 amp-hr each). Included with Power Outlet – 110V/400W (90D), Auxiliary Fuse Panel with High Spec Interface Connector (87E), and the combination of X9C, X9X or X9Y and 15-Passenger Seating.	63E	O/I	O/I	O/I	O/I	O/I
<b>Frontal Area Limitation</b>						
<b>Heating</b>						
Engine Block Heater (400W Rating). Not available with E-Transit. <b>Note:</b> Recommended when minimum temperature is 10°F or below.	41H	O	O	O	O	O
<b>Instrumentation</b>						
Vehicle Maintenance Monitor. Includes Engine Hour Meter on 3.5L PFDi V6 (998) and 3.5L EcoBoost® V6 (99G) engines only. <b>Note:</b> Depending on the engine, this feature will display engine hour meter, oil life, oil level and tire pressure status.	61C	O	O	O	O	O
<b>Interior Power</b>						
Power Outlet – 110V/400W. Includes Dual AGM Batteries (63E). Included with Dual Alternator (63C) on vehicles without Push Down Manual Parking Brake (90G), 11,000lb GVWR or 3-Passenger seating (213). Not available with E-Transit, Passenger Seat Delete (21J, 21K and 211), or 3-Passenger seating (213), Front/Rear Aux A/C, Heater (Driver controlled) (57G), 11,000lb GVWR configurations or Push Down Manual Parking Brake (90G). <b>Note:</b> High-power outlets deliver up to 400 watts of power, allowing drivers to easily charge smaller corded tools, battery chargers or mobile devices on-site.	90D	O	—	—	O	O
Pro Power Onboard – 120V/2.4kW. Only available with E-Transit. Includes 12V Powerpoint on Cargo Van configurations. For Cutaway and Chassis Cab configurations, an auxiliary outlet and harness will be supplied in vehicle dunnage. Placement, connection and configuration (requires FDRS tool) of the aux outlet is the responsibility of the final stage manufacturer. Includes Intelligent Access with push-button start (41J) <b>Note:</b> Pro Power Onboard allows the vehicle to be used as a power source for tools to be plugged in to.	90E	O	—	—	O	O
<b>Upfitter Accessories</b>						
Upfitter Package. Includes High Capacity Upfitter Switches, Large Center Console (67E) and Auxiliary Fuse Panel with High Spec Interface Connector (87E). Not available with E-Transit or 3-Passenger seating (213).	67C	O	O	O	O	O
Upfitter Interface Module (UIM). Not available with 360-Degree Camera with Split View and Front Washer (61D), High Resolution Digital Camera (61E) or with audio packages 58B, 58C, 58E, 58F. <b>Note:</b> This technology makes it easy for upfitters to operate aftermarket equipment, such as lift buckets or cranes. Upfitters can connect/program the optional upfitter switches to operate aftermarket-installed equipment with up to 9 digitally configurable inputs. Please see <a href="https://fleet.ford.com/partsandservice/upfitter-interface">fleet.ford.com/partsandservice/upfitter-interface</a> for additional information.	55A	O	O	—	O	O
<b>SAFETY/SECURITY</b>						
<b>Keys</b>						
Keys: 2 additional (4 total) with key fobs.	86F	O	O	O	O	O

★ = New for this model year

S = Standard / O = Optional / P = Packaged Option / F = Fleet Option  
with valid FIN code / I = Included



# 2024 TRANSIT OPTIONAL EQUIPMENT

BODY CODES	Body Type	CARGO VAN	PASSENGER VAN XL	PASSENGER VAN XLT	CUTAWAY	CHASSIS CAB
	Order Code	101A	301A	302A	501A	701A
<b>SAFETY/SECURITY (continued)</b>						
<b>Camera – Rear View</b>						
Rear Video Camera and Prep Kit. Will display in multi-function display <b>Note:</b> For incomplete vehicles, upfitter must add a rear view camera to vehicles that are 10,000lb GVWR or less to complete the vehicle and meet FMVSS 111 requirements. Rear Video Camera and Prep Kit (61A) is available as a dunnage kit that requires upfitter installation.						
	61A	—	—	—	O	O
<b>FORD CO-PILOT360™ TECHNOLOGY</b>						
Adaptive Cruise Control. Includes Adjustable Speed Limiting Device (ASLD) and Intersection Assist. Not available with audio packages 58E and 58F. <b>Note:</b> Adaptive cruise control keeps a constant speed without having to work the brake or accelerator pedals. Plus it automatically maintains a driver-inputted preset distance (or gap) from vehicles ahead.						
	60D	O	O	O	O	O
Enhanced Active Park Assist. Requires Blind Spot Assist 1.0 (65A). Includes Front Sensing System (59B), Side Sensing System (94A) and Reverse Sensing System (43R). Not available with Extended Length configurations or Rear Bumper Delete (43F). <b>Note:</b> Enhanced active park assist helps make parking less stressful. It helps steer the vehicle, in Reverse, into a perpendicular parking space or steer the vehicle into or out of a parallel parking space.						
	94B	O	O	O	—	—
Blind Spot Assist 1.0. Includes Blind Spot Information System (BLIS®) with Cross-traffic Alert and Trailer Coverage. Includes Short-Arm, Power Adjusting, Power-Folding Heated with Turn Signals on Cargo Van and Passenger Van and Power Adjusting, Manual-Folding Heated with Turn Signals (544) on Cutaway and Chassis Cab and Reverse Sensing System (43R). Available with optional Power Adjusting, Manual-Folding Heated with Turn Signals (544). Blind Spot Assist 1.0 combines Blind Spot Information System (BLIS®) with Lane Keeping Aid to provide a visual warning and resistive steering torque to prevent a collision should an object be recognized in the vehicles blind spot while changing lanes. <b>Note 1:</b> Blind Spot Assist deletes the standard Short-Arm, Power Adjusting, Manual-Folding Mirrors (541) on Cargo Van and Passenger Van XL. Not available with Audio Packs 58U, and 58V. Reverse Sensing System (43R) is not included when Rear Bumper Delete (43F) on Cargo Van is selected. <b>Note 2:</b> For Cutaway and Chassis Cab, Blind Spot Assist 1.0 and Reverse Sensing System requires upfitter installation of the rear sensors (6) per the instructions provided in BEMM to function properly. This Feature has been configured "on" from the vehicle assembly plant. BLIS indicator is located on the A-Pillar when standard Exterior Mirror Delete and optional Passenger Door Delete (60X) are selected. If Exterior Mirrors are selected, the BLIS indicator will be in the mirror.						
	65A	O	O	S	O	O
Reverse Brake Assist. Requires Blind Spot Assist 1.0 (65A). Includes Reverse Sensing System (43R) and 360-Degree Camera with Split View and Front Washer (61D). Not available with Rear Bumper Delete (43F) and Audio Packs 58U and 58V. <b>Note:</b> If the system determines a collision is imminent while in reverse, automatic braking is applied to avoid a crash or mitigate an impact. System operation will be effected by aftermarket rear step or other rear-mounted equipment.						
	43S	O	O	O	—	—

★ = New for this model year

S = Standard / O = Optional / P = Packaged Option / F = Fleet Option  
with valid FIN code / I = Included

# 2024 TRANSIT OPTIONAL EQUIPMENT

BODY CODES	Body Type	CARGO VAN	PASSENGER VAN XL	PASSENGER VAN XLT	CUTAWAY	CHASSIS CAB
	Order Code	101A	301A	302A	501A	701A
<b>FORD CO-PILOT360™ TECHNOLOGY (continued)</b>						
<b>Camera – Front &amp; Rear View</b>						
360-Degree Camera with Split View and Front Washer. Includes Front Fog Lamps (55D), Reverse Sensing System (43R) and Honeycomb Mesh Grille with Chrome Surround. Only available with Audio Packs 58B, 58C, 58E and 58F. Not available with Upfitter Interface Module (55A) or Rear Bumper Delete (43F). <b>Note:</b> Front, side and rear facing cameras allow the driver to toggle through different camera views via a button located on the instrument panel.	61D	O	O	O	—	—
High Resolution Digital Camera. Standard on E-Transit Cargo Van and Gas Engine Passenger Van XLT and optional on Gas Engine Cargo Van and Passenger Van XL with Audio Packs 58B, 58C, 58E and 58F.	61E	S/O	O	S	—	—
<b>Exterior Sensors</b>						
Reverse Sensing System. Included with Blind Spot Assist 1.0 (65A), Side Sensing System (94A), Enhanced Active Park Assist (94B) and Reverse Brake Assist (43S). Not available with Rear Bumper Delete (43F) – Cargo Van only.	43R	O/I	O/I	S	I	I
Side Sensing System. Requires Blind Spot Assist 1.0 (65A). Includes Reverse Sensing System (43R) and Front Sensing System (59B). Not available with Rear Bumper Delete (43F). <b>Note:</b> Works similar to the Reverse Sensing System, as it sounds a tone when the vehicle gets close to surrounding vehicles and other objects.	94A	O	O	S	—	—
★Front Sensing System. Requires Blind Spot Assist 1.0 (65A). Includes Reverse Sensing System (43R) and Front Fog Lamps (55D). Included in Side Sensing System (94A) and Enhanced Active Park Assist (94B).	59B	I	I	S	O	O
<b>PACKAGES/KITS</b>						
<b>Exterior Prep Packages</b>						
Exterior Upgrade Package – SRW. Included in Shuttle Bus Prep Package (47S). Not available on E-Transit.	18D	O	—	S	O/I	O
Exterior Upgrade Package – DRW. Included in Shuttle Bus Prep Package (47S).	18L	O	—	S	O/I	O
<b>Heating Prep Packages</b>						
Auxiliary Heater / AC Prep Package without Rear Controls. Available with Builders Prep Package (47E). Included in Ambulance Prep Package – Cutaway (47F). Not available with Front/Rear Aux A/C and Heater (Driver controlled) (57G) or with E-Transit. <b>Note:</b> Package includes stub lines for delivery of coolant/refrigerant for easy addition of an aftermarket rear heater and A/C system. Requires aftermarket upfit of a climate control system.	62C	O	P	P	O/I	O
<b>Interior Prep Packages</b>						
Interior Upgrade Package – Cargo Van. Refer to the Packaged Options section for more details. Not available on E-Transit.	96C	O	—	—	—	—
Interior Upgrade Package – Cutaway/Chassis Cab. Refer to the Packaged Options section for more details.	47A	—	—	—	O	O
<b>Trim Packages</b>						
Load Area Protection Package. Refer to the Packaged Options section for more details. <b>Note:</b> Includes complete rear polypropylene panels on side walls and doors.	96D	O	—	—	—	—
Heavy-Duty Scuff Plate Kit. Not available with the Vinyl, Front and Rear Floor Covering (16E), Load Area Protection Package (96D) or the Interior Upgrade Package – Cargo Van (96C) unless ordered with Heavy-Duty Cargo Flooring (60B). <b>Note:</b> Heavy-duty scuff plate kit includes heavy-duty scuffs for rear cargo doors and Sliding Passenger-side Door. Heavy-duty scuff plate kit is not installed on vehicle, needs to be installed by upfitter/dealership.	85B	O/I	—	—	—	—
<b>Miscellaneous Prep Packages</b>						
Ambulance Prep Package – Cargo Van. Refer to the Packaged Options section for more details.	47B	O	—	—	—	—

★ = New for this model year

S = Standard / O = Optional / P = Packaged Option / F = Fleet Option  
with valid FIN code / I = Included

# 2024 TRANSIT OPTIONAL EQUIPMENT

BODY CODES	Body Type	CARGO VAN	PASSENGER VAN XL	PASSENGER VAN XLT	CUTAWAY	CHASSIS CAB
	Order Code	101A	301A	302A	501A	701A
<b>PACKAGES/KITS (continued)</b>						
Ambulance Prep Package – Cutaway. Refer to the Packaged Options section for more details.	47F	—	—	—	O	—
Builder's Prep Package. Refer to the Packaged Options section for more details.	47E	—	O	O	—	—
Livery Package (Livery FIN required). Refer to the Packaged Options section for more details.	47L	—	—	—	F	—
Motorhome Prep Package. Refer to the Packaged Options section for more details.	47M	—	—	—	O	—
Transit Trail. Refer to the Packaged Options section for more details.	47N	—	—	O	—	—
Shuttle Bus Prep Package. Refer to the Packaged Options section for more details.	47S	—	—	—	O	—
RV Prep Package. Refer to the Packaged Options section for more details.	47D	O	—	—	—	—
Parcel Delivery Package. Refer to the Packaged Options section for more details.	47G	O	—	—	O	—
<b>FORD ACCESSORIES</b>						
Back Up Alarm. <b>Note:</b> The back up alarm has 102 dB(A) warning capability.	43B	O	O	O	O	O
★White Noise Back Up Alarm. Not available with Back Up Alarm (43B). Available with E-Transit only. <b>Note:</b> The back up alarm has 87 dB (+/-4) warning capability.	63G	O	—	—	O	O
Heavy Duty Tray Style Floor Mats (Front). Only available with carpet floor covering (16G/16H).	86N	O	O	O	O	O
★All-Weather Floor Mats (Front). Available with vinyl floor covering (16C and 16E).	86W	O	O	O	O	O
Remote Start. Not available with E-Transit.	68B	O	O	O	O	O
Wheel Well Liners – Black (Front only)	15C	O	O	O	O	O
<b>FLEET ORDERS ONLY OPTIONS (Requires Valid FIN or Dealer Code)</b>						
Rear Bumper Delete	43F	F	—	—	S	S
Daytime Running Lamps <b>Note:</b> Provide enhanced vehicle visibility during daylight conditions.	942	F	F	F	F	F
Exterior Mirror Delete. Available on Ambulance Prep Package – Cutaway (47F).	54X	F	—	—	S	S
Multi-Function School Activity Bus (MFSAB) Prep Package. Refer to the Packaged Options section for more details.	47Q	—	—	—	F	—
Orange Safety Belts. Not available with 10-way power seat (21Q), swivel seat (21T and 218) or 3-Passenger seating (213). <b>Note:</b> Belt minder is included on the front driver and passenger seat(s).	76C	F	—	—	F	F
School Bus Prep Package. Refer to the Packaged Options section for more details.	47C	—	—	—	F	—
<b>Decal Options (Refer to the Decal Options on page 28 for complete details)</b>						
Decal #1 – Up to 15 ft <sup>2</sup> .	51E	F	F	F	—	—
Decal #2 – Up to 30 ft <sup>2</sup> .	51F	F	F	F	—	—
<b>Speed Limiting Device</b>						
65-mph Governed Top Speed. Included with E-Transit Cutaway and Chassis Cab	52M	F	F	F	F/I	F/I
70-mph Governed Top Speed	52H	F	F	F	F	F
★Fleet Safety Package. Refer to the Packaged Options section for more details.	59C	F	F	F	F	F
★Fleet Fuel Economy Package Refer to the Packaged Options section for more details.	98B	F	F	F	F	F
<b>Automatic Engine Idle Shutdown</b>						
<b>Includes Smart Acceleration Truncation which provides improved fuel economy and energy efficiency by limiting power on unladen vehicles.</b>						
Engine Idle Shutdown 10 Minute Timer	55F	F	F	F	F	F
Engine Idle Shutdown 20 Minute Timer	55H	F	F	F	F	F

★ = New for this model year

S = Standard / O = Optional / P = Packaged Option / F = Fleet Option  
with valid FIN code / I = Included

**WINDOW OFFERINGS**

2024 Transit - Window Offerings			
	SINGLE REAR WHEEL		DUAL REAR WHEEL
	LOW ROOF	MEDIUM & HIGH ROOF	HIGH ROOF
	Sliding Passenger-side Door	Sliding Passenger-side Door	Sliding Passenger-side Door
<b>No Rear Glass</b> Standard on Cargo Vans			
Side Door Glass: No Rear Door Glass: No Bodyside Glass: No			
<b>Fixed Rear Cargo Door Glass</b> Optional on Cargo Van.			
Side Door Glass: No Rear Door Glass: Yes Bodyside Glass: No			
<b>Fixed Rear Cargo Door Glass and Fixed Passenger-side Glass</b> Optional on Cargo Van.			
Side Door Glass: Yes Rear Door Glass: Yes Bodyside Glass: No			
<b>Windows-All-Around, Fixed</b> Optional on Cargo Van. Standard/Optional on Passenger Van.			
Side Door Glass: Yes Rear Door Glass: Yes Bodyside Glass: Yes			

- = Standard Glass
- = Door without Glass
- = Fixed Glass Option

★ = New for this model year

# 2024 TRANSIT OPTIONAL EQUIPMENT

## DECAL OPTIONS



Decal #1 (51E):  
– Up to 15 sq-ft<sup>1</sup>



Decal #2 (51F):  
– Up to 30 sq-ft<sup>1</sup>

<sup>1</sup> Fleet only option. Pricing is for non-reflective material, 25 vehicle order minimum, and graphic design must be completed and approved by Ford prior to ordering vehicle in CONCEPS. To get started visit the Ford Commercial Graphics website and click on Factory Orderable Option Form link. Complete and submit the request form and attach your graphic design (if available). A Ford Commercial Graphics representative will follow-up to finalize the graphic design and provide a design proof for customer review and approval, and to determine which graphic option code and price applies. Lastly, customer can then proceed to place vehicle order and graphic option code in CONCEPS.

★ = New for this model year

# 2024 TRANSIT OPTIONAL EQUIPMENT

## FRONT SEAT MATRIX

Order Code	Seat Pack #	Color	Material	Driver Seat Control	Passenger Seat Control	Single Passenger Seat	Dual Passenger Seat	Driver Heated Seat	Passenger Heated Seat	Driver Lumbar Support	Passenger Lumbar Support	Driver Armrest	Passenger Armrest	2-Way Adjustable Headrest
21C	2	Dark Palazzo Gray	Cloth	2-Way Manual	2-Way Manual	Yes	No	No	No	Yes	No	Yes	Yes	Yes
21G	6	Dark Palazzo Gray	Vinyl	2-Way Manual	2-Way Manual	Yes	No	No	No	No	No	Yes	No	Yes
21J	8	Dark Palazzo Gray	Vinyl	2-Way Manual	No	No	No	No	No	No	No	Yes	No	Yes
21K	9	Dark Palazzo Gray	Cloth	2-Way Manual	No	No	No	No	No	Yes	No	Yes	No	Yes
21L	10	Dark Palazzo Gray	Cloth	2-Way Manual	2-Way Manual	Yes	No	No	No	Yes	No	Yes	Yes	Yes
21P	13	Dark Palazzo Gray	Vinyl	2-Way Manual	2-Way Manual	Yes	No	No	No	No	No	Yes	Yes	Yes
21Q	14	Dark Palazzo Gray	Cloth	10-Way Power	10-Way Power	Yes	No	Yes	Yes	Yes	Yes	Yes	Yes	Yes
21T	17	Dark Palazzo Gray	Cloth	4-Way Manual Swivel Seat	4-Way Manual Swivel Seat	Yes	No	No	No	Yes	No	Yes	Yes	Yes
213	26	Dark Palazzo Gray	Vinyl	2-Way Manual	2-Way Manual	Yes	Yes	No	No	No	No	Yes	No	Yes
218	31	Dark Palazzo Gray	Cloth	4-Way Manual Swivel Seat	4-Way Manual Swivel Seat	Yes	No	No	No	Yes	No	Yes	Yes	Yes
219	32	Dark Palazzo Gray	Cloth	2-Way Manual	2-Way Manual	Yes	No	No	No	Yes	No	No	No	Yes
211	33	Dark Palazzo Gray	Cloth	2-Way Manual	No	No	No	No	No	No	No	No	No	Yes

## 2024 TRANSIT OPTIONAL EQUIPMENT

### FRONT SEAT MATRIX (Continued)

Order Code	Seat Pack #	Color	Material	Driver Beltminder System	Passenger CRS Top Tether Anchorage	Driver Front Airbag	Passenger Front Airbag	Driver Thorax Airbags	Passenger Thorax Airbags	Driver Curtain Airbags (Front Only)	Passenger Curtain Airbags (Front Only)	Driver Curtain Airbags (Front and Rear)	Passenger Curtain Airbags (Front and Rear)
21C	2	Dark Palazzo Gray	Cloth	Yes	Yes	Yes	Yes	No	No	No	No	No	No
21G	6	Dark Palazzo Gray	Vinyl	Yes	Yes	Yes	Yes	Yes	Yes	Yes	Yes	Yes <sup>1</sup>	Yes <sup>1</sup>
21J	8	Dark Palazzo Gray	Vinyl	Yes	No	Yes	No	No	No	No	No	No	No
21K	9	Dark Palazzo Gray	Cloth	Yes	No	Yes	No	Yes	No	Yes	Yes	No	No
21L	10	Dark Palazzo Gray	Cloth	Yes	Yes	Yes	Yes	Yes	Yes	Yes	Yes	Yes <sup>1</sup>	Yes <sup>1</sup>
21P	13	Dark Palazzo Gray	Vinyl	Yes	Yes	Yes	Yes	Yes	Yes	Yes	Yes	Yes <sup>1</sup>	Yes <sup>1</sup>
21Q	14	Dark Palazzo Gray	Cloth	Yes	Yes	Yes	Yes	Yes	Yes	Yes	Yes	Yes <sup>1</sup>	Yes <sup>1</sup>
21T	17	Dark Palazzo Gray	Cloth	Yes	Yes	Yes	Yes	Yes	Yes	Yes	Yes	No	No
213	26	Dark Palazzo Gray	Vinyl	Yes	Yes	Yes	Yes	Yes	Yes	Yes	Yes	No	No
218	31	Dark Palazzo Gray	Cloth	Yes	Yes	Yes	Yes	No	No	No	No	No	No
219	32	Dark Palazzo Gray	Cloth	Yes	Yes	Yes	Yes	Yes	Yes	Yes	Yes	No	No
211	33	Dark Palazzo Gray	Cloth	Yes	No	Yes	No	No	No	No	No	No	No

<sup>1</sup> Contains Driver and Passenger Curtain Airbags (Front and Rear) when a Passenger Van XL or Passenger Van XLT is selected.

**2024 TRANSIT  
OPTIONAL EQUIPMENT**

**REAR SEAT MATRIX**

Order Code	Seat Pack #	Passenger Seating	Second Row Seating	Third Row Seating	Fourth Row Seating	Fifth Row Seating	Rear Seat Center Armrest	Second Row Double Seat (D)	Second Row Triple Narrow Seat (K)
96K	Less	1, 2 or 3 <sup>1,2</sup>	No	No	No	No	No	No	No
96U	11	5 <sup>2</sup>	Yes	No	No	No	No <sup>3</sup>	No	No
96L	2	8	Yes	Yes	No	No	No <sup>3</sup>	No	Yes
96M	3	8	Yes	Yes	No	No	No <sup>3</sup>	No	No
-	7	15	Yes	Yes	Yes	Yes	No <sup>3</sup>	No	Yes
96P	6	15	Yes	Yes	Yes	Yes	No <sup>3</sup>	No	Yes



**2024 TRANSIT**  
**OPTIONAL EQUIPMENT**

**REAR SEAT MATRIX CONTINUED**

Order Code	Seat Pack #	Second Row Triple Wide Seat (C)	Third Row Single/Double Seat (D+F)	Third Row Triple Wide Seat (C)	Fourth Row Single/Double Seat (D+Q)	Fourth Row Triple Wide Seat (C)	Fourth Row Double/Double Seat (J+J)	Fifth Row Single/Double/Single Seat (Y+X+Y)	Fifth Row Double/Double Seat (J+J)
96K	Less	No	No	No	No	No	No	No	No
96U	11	Yes	No	No	No	No	No	No	No
96L	2	No	No	Yes	No	No	No	No	No
96M	3	Yes	No	Yes	No	No	No	No	No
-	7	No	Yes	No	Yes	No	No	No	Yes
96P	6	No	Yes	No	Yes	No	No	Yes	No

<sup>1</sup> 2-Passenger Seats are standard on Cargo Van, Cutaway and Chassis Cab, except when Passenger Seat Delete (21J, 21K and 211) is ordered, then it's 1-Passenger Seat. 2-Passenger Seats are standard on Passenger Van with Builders Prep Package (47E). 3-Passenger seating is standard on Cargo Van, Cutaway and Chassis Cab when 3-Passenger seating (213) are ordered.

<sup>2</sup> Incomplete Vehicle; some rear seats are removed, but seat attachment points still exist

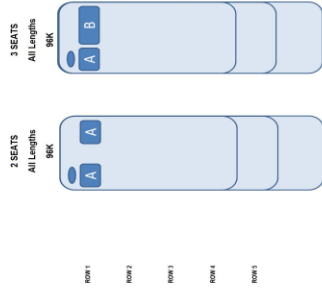
<sup>3</sup> Included on Passenger Van XLT

# OPTIONAL EQUIPMENT

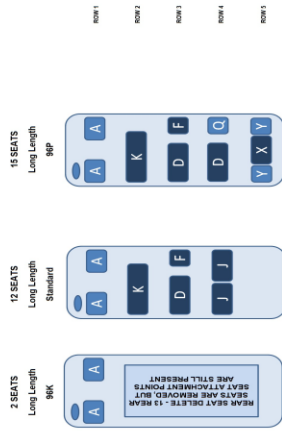
## SEATING CONFIGURATIONS

### 2024MY SEAT CONFIGURATIONS

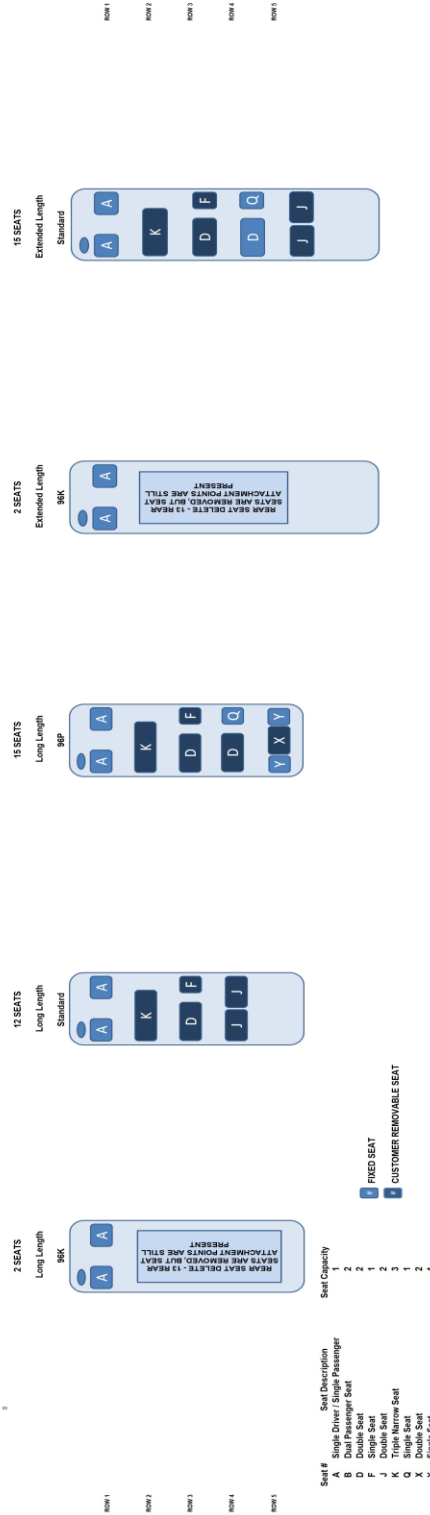
#### CARGO VAN, CUTAWAY & CHASSIS CAB



#### PASSENGER VAN (LOW ROOF)



#### PASSENGER VAN (MEDIUM ROOF AND HIGH ROOF)



\* = New for this model year

**2024 TRANSIT**  
**OPTIONAL EQUIPMENT**

**NOMINAL TONNAGE**  
**(CARGO VAN)**

<b>CARGO VAN</b>		<b>Series (T-xxx)</b>	<b>Drive Type</b>	<b>Nominal Tonnage<sup>1</sup></b>
<b>Low Roof</b>	<b>E1Y</b>	T-150	RWD	3/4
	<b>E2Y</b>	T-150	AWD	3/4
	<b>R1Y</b>	T-250	RWD	3/4
	<b>R2Y</b>	T-250	AWD	3/4
	<b>W1Y</b>	T-350	RWD	1
	<b>W2Y</b>	T-350	AWD	1
	<b>F1Y</b>	T-350HD	RWD	1
	<b>F2Y</b>	T-350HD	AWD	1
<b>Medium Roof</b>	<b>E1C</b>	T-150	RWD	3/4
	<b>E2C</b>	T-150	AWD	3/4
	<b>R1C</b>	T-250	RWD	3/4
	<b>R2C</b>	T-250	AWD	3/4
	<b>W9C</b>	T-350	RWD	1
	<b>W2C</b>	T-350	AWD	1
	<b>F7C</b>	T-350HD	RWD	1
	<b>F8C</b>	T-350HD	AWD	1
<b>High Roof</b>	<b>R1X</b>	T-250	RWD	3/4
	<b>R2X</b>	T-250	AWD	3/4
	<b>R3U</b>	T-250	AWD	3/4
	<b>R3X</b>	T-250	RWD	3/4
	<b>W1X</b>	T-350	RWD	1
	<b>W2X</b>	T-350	AWD	1
	<b>W3X</b>	T-350	RWD	1
	<b>W3U</b>	T-350	AWD	1
	<b>F5X</b>	T-350HD	RWD	1
	<b>F6X</b>	T-350HD	AWD	1
	<b>F7X</b>	T-350HD	RWD	1
	<b>F8X</b>	T-350HD	AWD	1
	<b>F4X</b>	T-350HD	RWD	1
	<b>F4U</b>	T-350HD	AWD	1
	<b>U8X</b>	T-350HD	RWD	1
<b>U8U</b>	T-350HD	AWD	1	

**2024 TRANSIT**  
**OPTIONAL EQUIPMENT**

**NOMINAL TONNAGE**  
**(PASSENGER VAN)**

<b>PASSENGER VAN</b>		<b>Series (T-xxx)</b>	<b>Drive Type</b>	<b>Nominal Tonnage<sup>1</sup></b>
<b>Low Roof</b>	<b>X2Y</b>	T-350	RWD	1/2
	<b>X9Y</b>	T-350	AWD	1/2
<b>Medium Roof</b>	<b>X2C</b>	T-350	RWD	1/2
	<b>X9C</b>	T-350	AWD	1/2
<b>High Roof</b>	<b>X2X</b>	T-350	RWD	1/2
	<b>X9X</b>	T-350	AWD	1/2
	<b>U4X</b>	T-350HD	RWD	1/2
	<b>U5X</b>	T-350HD	AWD	1/2

<sup>1</sup> Nominal tonnage is a general classification of the van's payload capacities. Reference the van's published maximum payload rating and/or GVWR rating to know how much weight a specific configuration can carry.

## OPTIONAL EQUIPMENT

### NOMINAL TONNAGE (CUTAWAY)

CUTAWAY		Series (T-xxx)	Drive Type	Nominal Tonnage <sup>1</sup>
Low Roof	R5P	T-250	RWD	3/4
	R7P	T-250	AWD	3/4
	W5P	T-350	RWD	1
	W7P	T-350	AWD	1
	F1P	T-350HD	RWD	1
	F2P	T-350HD	AWD	1
	F6P	T-350HD	RWD	1
	F8P	T-350HD	AWD	1
	U6P	T-350HD	RWD	1
	U8P	T-350HD	AWD	1

### NOMINAL TONNAGE (CHASSIS CAB)

CHASSIS CAB		Series (T-xxx)	Drive Type	Nominal Tonnage <sup>1</sup>
Low Roof	R5Z	T-250	RWD	3/4
	R7Z	T-250	AWD	3/4
	W5Z	T-350	RWD	1
	W7Z	T-350	AWD	1
	F1Z	T-350HD	RWD	1
	F2Z	T-350HD	AWD	1
	F6Z	T-350HD	RWD	1
	F8Z	T-350HD	AWD	1
	U6Z	T-350HD	RWD	1
	U8Z	T-350HD	AWD	1

<sup>1</sup> Nominal tonnage is a general classification of the van's payload capacities. Reference the van's published maximum payload rating and/or GVWR rating to know how much weight a specific configuration can carry.

# 2024 TRANSIT OPTIONAL EQUIPMENT

E-Transit: Complimentary Electric Vehicle Connected Services Powered by Ford Pro Intelligence			
SYNC 4 with 12" Display (58B)	SYNC 4 with SiriusXM® with 360L, HD Radio™ and 12" Display (58C)	SYNC 4 with SiriusXM® with 360L, HD Radio™, Navigation and 12" Display (58E)	SYNC 4 with SiriusXM® with 360L, HD Radio™, Navigation and Intelligent Adaptive Cruise Control (iACC) and 12" Display (58F)
Features Included for Commercial and Business Customers			
Access to the BlueOval Charge Network Ford Pro Public Charge Management Driver Public Charging tools Home Charging Reimbursement Ford Pro E-Telematics Dashboard Connected Navigation	Access to the BlueOval Charge Network Ford Pro Public Charge Management Driver Public Charging tools Home Charging Reimbursement Ford Pro E-Telematics Dashboard Connected Navigation	Access to the BlueOval Charge Network Ford Pro Public Charge Management Driver Public Charging tools Home Charging Reimbursement Ford Pro E-Telematics Dashboard Connected Built-In Navigation	Access to the BlueOval Charge Network Ford Pro Public Charge Management Driver Public Charging tools Home Charging Reimbursement Ford Pro E-Telematics Dashboard Connected Built-In Navigation
Complimentary Offer Period			
1 year	1 year	1 year	1 year
Contact Ford Pro Intelligence to activate your complimentary subscription			
URL: <a href="https://pro.ford.com/en-ca/intelligence/">https://pro.ford.com/en-ca/intelligence/</a> Phone: 1-833-811-3673			

Audio Package Features Included with Gas Engine Configurations			
SYNC 4 with 12" Display (58B)	SYNC 4 with SiriusXM® with 360L, HD Radio™ and 12" Display (58C)	SYNC 4 with SiriusXM® with 360L, HD Radio™, Navigation and 12" Display (58E)	SYNC 4 with SiriusXM® with 360L, HD Radio™, Navigation and Intelligent Adaptive Cruise Control (iACC) and 12" Display (58F)
Connected Navigation - 90-day trial SiriusXM® with 360L - Includes a three (3)-month prepaid subscription HD Radio™ Capability	Connected Navigation - 90-day trial SiriusXM® with 360L - Includes a three (3)-month prepaid subscription HD Radio™ Capability	Connected Built-In Navigation - 3 years of service SiriusXM® with 360L - Includes a three (3)-month prepaid subscription HD Radio™ Capability	Connected Built-In Navigation - 3 years of service SiriusXM® with 360L - Includes a three (3)-month prepaid subscription HD Radio™ Capability

★ = New for this model year

# 2024 TRANSIT AXLE AVAILABILITY

## FRONT AXLE AVAILABILITY (CARGO VAN)

CARGO VAN		3.5L PFDi V6 (998)		3.5L EcoBoost® V6 (99G)		Electric Motor (E-Transit) (99K)	
		Standard Front Axle	Heavy-Duty Front Axle (41E)	Standard Front Axle	Heavy-Duty Front Axle (41E)	Standard Front Axle	Heavy-Duty Front Axle (41E)
Regular (130")	E1Y	S	O	S	O	-	-
	E2Y	-	S	-	S	-	-
Long (148")	E1Y	S	O	S	O/I <sup>4</sup>	-	-
	E2Y	-	S	-	S	-	-
Regular (130")	R1Y	S	O	S	O	-	-
	R2Y	-	S	-	S	-	-
Long (148")	R1Y	S	O/I <sup>4</sup>	S	O/I <sup>4</sup>	-	-
	R2Y	-	S	-	S	-	-
Regular (130")	W1Y	S	O	S	O	S	-
	W2Y	-	S	-	S	-	-
Long (148")	W1Y	S	O/I <sup>2,3,4</sup>	-	S	S	-
	W2Y	-	S	-	S	-	-
Long (148")	F1Y	-	S	-	S	-	-
	F2Y	-	S	-	S	-	-
Long (148")	E1C	S	O	S	O/I <sup>4</sup>	-	-
	E2C	-	S	-	S	-	-
Long (148")	R1C	S	O/I <sup>4</sup>	S	O/I <sup>4</sup>	-	-
	R2C	-	S	-	S	-	-
Long (148")	W9C	S	O/I <sup>1,2,3,4</sup>	-	S	S	-
	W2C	-	S	-	S	-	-
Long (148")	F7C	-	S	-	S	-	-
	F8C	-	S	-	S	-	-
Long (148")	R1X	S	O/I <sup>4</sup>	S	O/I <sup>4</sup>	-	-
	R2X	-	S	-	S	-	-
Extended-Length (148")	R3X	S	O	S	O	-	-
	R3U	-	S	-	S	-	-
Long (148")	W1X	S	O/I <sup>1,3,4</sup>	-	S	S	-
	W2X	-	S	-	S	-	-
Extended-Length (148")	W3X	S	O	S	O	S	-
	W3U	-	S	-	S	-	-
Long (148")	F5X	-	S	-	S	-	-
	F6X	-	S	-	S	-	-
Extended-Length (148")	F7X	-	S	-	S	-	-
	F8X	-	S	-	S	-	-
Extended-Length (148")	F4X	-	S	-	S	-	-
	F4U	-	S	-	S	-	-
Extended-Length (148")	U8X	-	-	-	S	-	-
	U8U	-	-	-	S	-	-

<sup>1</sup> Included in Bulkhead – Lockable Door with Window (47T)

<sup>2</sup> Included in Bulkhead – Window Only (47U)

<sup>3</sup> Included in Seat Pack 17 (21T)

<sup>4</sup> Included in Seat Pack 26 (213)

# 2024 TRANSIT AXLE AVAILABILITY

## FRONT AXLE AVAILABILITY (PASSENGER VAN)

PASSENGER VAN		3.5L PFDi V6 (998)		3.5L EcoBoost® V6 (99G)	
		Standard Front Axle	Heavy-Duty Front Axle (41E)	Standard Front Axle	Heavy-Duty Front Axle (41E)
Long (148")	X2Y	S	-	S	-
	X9Y	-	S	-	S
Long (148")	X2C	S	-	S	-
	X9C	-	S	-	S
Long (148")	X2X	S	-	S	-
	X9X	-	S	-	S
Extended-Length (148")	U4X	S	-	S	-
	U5X	-	-	-	S

## FRONT AXLE AVAILABILITY (CUTAWAY)

CUTAWAY		3.5L PFDi V6 (998)		3.5L EcoBoost® V6 (99G)		Electric Motor (E-Transit) (99K)	
		Standard Front Axle	Heavy-Duty Front Axle (41E)	Standard Front Axle	Heavy-Duty Front Axle (41E)	Standard Front Axle	Heavy-Duty Front Axle (41E)
Regular (138")	R5P	S	O	S	O	-	-
	R7P	-	S	-	S	-	-
Long (156")	R5P	S	O	S	O	-	-
	R7P	-	S	-	S	-	-
Regular (138")	W5P	S	O	S	O	-	-
	W7P	-	S	-	S	-	-
Long (156")	W5P	S	O	S	O	-	-
	W7P	-	S	-	S	-	-
Extended-Length (178")	W5P	S	O	S	O	S	-
	W7P	-	S	-	S	-	-
Long (156")	F1P	-	S	-	S	-	-
	F2P	-	S	-	S	-	-
Extended-Length (178")	F1P	-	S	-	S	-	-
	F2P	-	S	-	S	-	-
Regular (138")	F6P	-	S	-	S	-	-
	F8P	-	S	-	S	-	-
Long (156")	F6P	-	S	-	S	-	-
	F8P	-	S	-	S	-	-
Extended-Length (178")	F6P	-	S	-	S	-	-
	F8P	-	S	-	S	-	-
Regular (138")	U6P	-	-	-	S	-	-
	U8P	-	-	-	S	-	-
Long (156")	U6P	-	-	-	S	-	-
	U8P	-	-	-	S	-	-
Extended-Length (178")	U6P	-	-	-	S	-	-
	U8P	-	-	-	S	-	-

<sup>1</sup> Included in Seat Pack 26 (213)



# 2024 TRANSIT AXLE AVAILABILITY

## FRONT AXLE AVAILABILITY (CHASSIS CAB)

CHASSIS CAB		3.5L PFDi V6 (998)		3.5L EcoBoost® V6 (99G)		Electric Motor (E-Transit) (99K)	
		Standard Front Axle	Heavy-Duty Front Axle (41E)	Standard Front Axle	Heavy-Duty Front Axle (41E)	Standard Front Axle	Heavy-Duty Front Axle (41E)
Regular (138")	R5Z	S	O	S	O	-	-
	R7Z	-	S	-	S	-	-
Long (156")	R5Z	S	O	S	O	-	-
	R7Z	-	S	-	S	-	-
Regular (138")	W5Z	S	O	S	O	-	-
	W7Z	-	S	-	S	-	-
Long (156")	W5Z	S	O	S	O	-	-
	W7Z	-	S	-	S	-	-
Extended-Length (178")	W5Z	S	O	S	O	S	-
	W7Z	-	S	-	S	-	-
Long (156")	F1Z	-	S	-	S	-	-
	F2Z	-	S	-	S	-	-
Extended-Length (178")	F1Z	-	S	-	S	-	-
	F2Z	-	S	-	S	-	-
Regular (138")	F6Z	-	S	-	S	-	-
	F8Z	-	S	-	S	-	-
Long (156")	F6Z	-	S	-	S	-	-
	F8Z	-	S	-	S	-	-
Extended-Length (178")	F6Z	-	S	-	S	-	-
	F8Z	-	S	-	S	-	-
Regular (138")	U6Z	-	-	-	S	-	-
	U8Z	-	-	-	S	-	-
Long (156")	U6Z	-	-	-	S	-	-
	U8Z	-	-	-	S	-	-
Extended-Length (178")	U6Z	-	-	-	S	-	-
	U8Z	-	-	-	S	-	-

<sup>1</sup> Included in Seat Pack 26 (213)

# 2024 TRANSIT AXLE AVAILABILITY

## REAR AXLE AVAILABILITY (CARGO VAN)

CARGO VAN		3.5L PFDi V6 (998)				3.5L EcoBoost® V6 (99G)				Electric Motor (E-Transit) (99K)
		Non-Limited		Limited-Slip		Non-Limited		Limited-Slip		Non-Limited
		3.73	4.10	3.73	4.10	3.73	4.10	3.73	4.10	Electric Axle
		X73	X41	X7L	X4L	X73	X41	X7L	X4L	
Regular (130")	E1Y	S	-	O/I <sup>1</sup>	O/A <sup>2</sup>	S	-	O/I <sup>1</sup>	-	-
	E2Y	-	-	S	O	-	-	S	-	-
Long (148")	E1Y	S	-	O/I <sup>1</sup>	O/A <sup>2</sup>	S	-	O/I <sup>1</sup>	-	-
	E2Y	-	-	S	O	-	-	S	-	-
Regular (130")	R1Y	S	-	O/I <sup>1</sup>	O/A <sup>2</sup>	S	-	O/I <sup>1</sup>	-	-
	R2Y	-	-	S	O	-	-	S	-	-
Long (148")	R1Y	S	-	O/I <sup>1</sup>	O/A <sup>2</sup>	S	-	O/I <sup>1</sup>	-	-
	R2Y	-	-	S	O	-	-	S	-	-
Regular (130")	W1Y	S	-	O/I <sup>1</sup>	O/A <sup>2</sup>	S	-	O/I <sup>1</sup>	-	S
	W2Y	-	-	S	O	-	-	S	-	-
Long (148")	W1Y	S	-	O/I <sup>1</sup>	O/A <sup>2</sup>	-	-	S	-	S
	W2Y	-	-	S	O	-	-	S	-	-
Long (148")	F1Y	-	-	-	S	-	-	S	-	-
	F2Y	-	-	-	S	-	-	S	-	-
Long (148")	E1C	S	-	O/I <sup>1</sup>	O/A <sup>2</sup>	S	-	O/I <sup>1,3</sup>	-	-
	E2C	-	-	S	O	-	-	S	-	-
Long (148")	R1C	S	-	O/I <sup>1</sup>	O/A <sup>2</sup>	S	-	O/I <sup>1,3</sup>	-	-
	R2C	-	-	S	O	-	-	S	-	-
Long (148")	W9C	S	-	O/I <sup>1</sup>	O/A <sup>2</sup>	-	-	S	-	S
	W2C	-	-	S	O	-	-	S	-	-
Long (148")	F7C	-	-	-	S	-	-	S	-	-
	F8C	-	-	-	S	-	-	S	-	-
Long (148")	R1X	-	-	-	S	S	-	O/I <sup>1,3</sup>	-	-
	R2X	-	-	-	S	-	-	S	-	-
Extended-Length (148")	R3X	-	-	-	S	S	-	O/I <sup>1,3</sup>	-	-
	R3U	-	-	-	S	-	-	S	-	-
Long (148")	W1X	-	-	-	S	-	-	S	-	S
	W2X	-	-	-	S	-	-	S	-	-
Extended-Length (148")	W3X	-	-	-	S	S	-	O/I <sup>1,3</sup>	-	S
	W3U	-	-	-	S	-	-	S	-	-
Long (148")	F5X	-	-	-	S	-	-	S	-	-
	F6X	-	-	-	S	-	-	S	-	-
Extended-Length (148")	F7X	-	-	-	S	-	-	S	-	-
	F8X	-	-	-	S	-	-	S	-	-
Extended-Length (148")	F4X	-	-	-	S	-	-	S	-	-
	F4U	-	-	-	S	-	-	S	-	-
Extended-Length (148")	U8X	-	-	-	-	-	-	S	-	-
	U8U	-	-	-	-	-	-	S	-	-

<sup>1</sup> Included with Heavy-Duty Front Axle (41E)

<sup>2</sup> Available with Heavy-Duty Front Axle (41E)

<sup>3</sup> Included with Ambulance Prep Package – Cargo Van (47B)

★ = New for this model year

# 2024 TRANSIT AXLE AVAILABILITY

## REAR AXLE AVAILABILITY (PASSENGER VAN)

<b>PASSENGER VAN</b>		3.5L PFDi V6 (998)				3.5L EcoBoost® V6 (99G)			
		Non-Limited		Limited-Slip		Non-Limited		Limited-Slip	
		3.73	4.10	3.73	4.10	3.73	4.10	3.73	4.10
		X73	X41	X7L	X4L	X73	X41	X7L	X4L
Long (148")	X2Y	S	-	O	O	S	-	O	-
	X9Y	-	-	S	O	-	-	S	-
Long (148")	X2C	S	-	O	O	S	-	O	-
	X9C	-	-	S	O	-	-	S	-
Long (148")	X2X	-	-	-	S	S	-	O	-
	X9X	-	-	-	S	-	-	S	-
Extended-Length (148")	U4X	-	-	-	S	S	-	O	-
	U5X	-	-	-	-	-	-	S	-

## REAR AXLE AVAILABILITY (CUTAWAY)

<b>CUTAWAY</b>		3.5L PFDi V6 (998)				3.5L EcoBoost® V6 (99G)				Electric Motor (E-Transit) (99K)
		Non-Limited		Limited-Slip		Non-Limited		Limited-Slip		Non-Limited
		3.73	4.10	3.73	4.10	3.73	4.10	3.73	4.10	
		X73	X41	X7L	X4L	X73	X41	X7L	X4L	Electric Axle
Regular (138")	R5P	-	-	-	S	S	-	O/1 <sup>1</sup>	-	-
	R7P	-	-	-	S	-	-	S	-	-
Long (156")	R5P	-	-	-	S	S	-	O/1 <sup>1</sup>	-	-
	R7P	-	-	-	S	-	-	S	-	-
Regular (138")	W5P	-	-	-	S	S	-	O/1 <sup>1</sup>	-	-
	W7P	-	-	-	S	-	-	S	-	-
Long (156")	W5P	-	-	-	S	S	-	O/1 <sup>1</sup>	-	-
	W7P	-	-	-	S	-	-	S	-	-
Extended-Length (178")	W5P	-	-	-	S	S	-	O/1 <sup>1</sup>	-	S
	W7P	-	-	-	S	-	-	S	-	-
Long (156")	F1P	-	-	-	S	-	-	S	-	-
	F2P	-	-	-	S	-	-	S	-	-
Extended-Length (178")	F1P	-	-	-	S	-	-	S	-	-
	F2P	-	-	-	S	-	-	S	-	-
Regular (138")	F6P	-	-	-	S	-	-	S	-	-
	F8P	-	-	-	S	-	-	S	-	-
Long (156")	F6P	-	-	-	S	-	-	S	-	-
	F8P	-	-	-	S	-	-	S	-	-
Extended-Length (178")	F6P	-	-	-	S	-	-	S	-	-
	F8P	-	-	-	S	-	-	S	-	-
Regular (138")	U6P	-	-	-	-	-	-	S	-	-
	U8P	-	-	-	-	-	-	S	-	-
Long (156")	U6P	-	-	-	-	-	-	S	-	-
	U8P	-	-	-	-	-	-	S	-	-
Extended-Length (178")	U6P	-	-	-	-	-	-	S	-	-
	U8P	-	-	-	-	-	-	S	-	-

<sup>1</sup> Included with Heavy Duty Front Axle (41E)

<sup>2</sup> Included with Ambulance Prep Package (47F)

★ = New for this model year

# 2024 TRANSIT AXLE AVAILABILITY

## REAR AXLE AVAILABILITY (CHASSIS CAB)

CHASSIS CAB		3.5L PFDi V6 (998)				3.5L EcoBoost® V6 (99G)				Electric Motor (E-Transit) (99K)
		Non-Limited		Limited-Slip		Non-Limited		Limited-Slip		Non-Limited
		3.73	4.10	3.73	4.10	3.73	4.10	3.73	4.10	Electric Axle
		X73	X41	X7L	X4L	X73	X41	X7L	X4L	
Regular (138")	R5Z	-	-	-	S	S	-	O/1 <sup>1</sup>	-	-
	R7Z	-	-	-	S	-	-	S	-	-
Long (156")	R5Z	-	-	-	S	S	-	O/1 <sup>1</sup>	-	-
	R7Z	-	-	-	S	-	-	S	-	-
Regular (138")	W5Z	-	-	-	S	S	-	O/1 <sup>1</sup>	-	-
	W7Z	-	-	-	S	-	-	S	-	-
Long (156")	W5Z	-	-	-	S	S	-	O/1 <sup>1</sup>	-	-
	W7Z	-	-	-	S	-	-	S	-	-
Extended-Length (178")	W5Z	-	-	-	S	S	-	O/1 <sup>1</sup>	-	S
	W7Z	-	-	-	S	-	-	S	-	-
Long (156")	F1Z	-	-	-	S	-	-	S	-	-
	F2Z	-	-	-	S	-	-	S	-	-
Extended-Length (178")	F1Z	-	-	-	S	-	-	S	-	-
	F2Z	-	-	-	S	-	-	S	-	-
Regular (138")	F6Z	-	-	-	S	-	-	S	-	-
	F8Z	-	-	-	S	-	-	S	-	-
Long (156")	F6Z	-	-	-	S	-	-	S	-	-
	F8Z	-	-	-	S	-	-	S	-	-
Extended-Length (178")	F6Z	-	-	-	S	-	-	S	-	-
	F8Z	-	-	-	S	-	-	S	-	-
Regular (138")	U6Z	-	-	-	-	-	-	S	-	-
	U8Z	-	-	-	-	-	-	S	-	-
Long (156")	U6Z	-	-	-	-	-	-	S	-	-
	U8Z	-	-	-	-	-	-	S	-	-
Extended-Length (178")	U6Z	-	-	-	-	-	-	S	-	-
	U8Z	-	-	-	-	-	-	S	-	-

<sup>1</sup> Included with Heavy Duty Front Axle (41E)

WHEEL AVAILABILITY (SRW)



16" Silver Steel Wheel with Black Hubcap

(Standard on Standard Front Axle configurations)



16" Silver Steel Wheel with Silver Hubcaps and Exposed Lug Nuts (641)

(Standard on Heavy-Duty Front Axle configurations)



16" Steel Wheel with Full Silver Wheel Cover (64H)

(Standard on E-Transit)



16" Silver Aluminum Alloy Wheel (647)



16" Black Aluminum Alloy Wheel (644)

Wheel Image Coming Soon

★ 16" Sparkle Silver Alloy Wheel (64K)



★ 16" Matte Black Alloy Wheel (64G)

WHEEL AVAILABILITY (DRW)



16" Heavy-Duty Silver  
Steel Wheel with  
Silver Hubcaps and  
Exposed Lug Nuts

(Standard on Standard  
Front Axle  
configurations)  
&

(Standard on Heavy-  
Duty Front Axle  
configurations)



16" Heavy-Duty  
Forged Aluminum  
Wheel

(76G – Heavy-Duty  
Front Axle  
configurations)

(NOTE: Former option 76E moves to  
76G)

# COLOR & TRIM AVAILABILITY

INTERIOR MATERIAL	CODE	Cargo Van	Passenger Van XL	Passenger Van XLT	Cutaway	Chassis Cab
Ebony Cloth	CB	O	–	–	O	–
Dark Palazzo Grey Cloth	CK	O	S	S	O	O
Dark Palazzo Grey Vinyl	VK	S	O	–	S	S
Dark Palazzo Grey Vinyl (Driver Seat) + Ebony Vinyl (Passenger Seats)	VB	O	–	–	O	O

Note: Unlike the Driver Seat, dual Passenger Seat insert and bolster material will be identical



Ebony Cloth



Dark Palazzo Grey Cloth



Dark Palazzo Grey Vinyl

EXTERIOR COLOR	CODE	Cargo Van	Passenger Van XL	Passenger Van XLT	Cutaway	Chassis Cab
Oxford White	YZ	■	■	■	■	■
Race Red	PQ	■	■	■	■	■
School Bus Yellow (Fleet only)	BY	■	■	■	■	■
Agate Black Metallic <sup>1</sup>	UM	■	■	■	■	■
Ingot Silver Metallic <sup>1</sup>	UX	■	■	■	■	■
Carbonized Gray Metallic <sup>1</sup>	M7	■	■	■	■	■
Blue Metallic <sup>1</sup>	FT	■	■	■	■	■
Avalanche Gray <sup>1</sup>	DR	■	■	■	■	■
Abyss Gray Metallic <sup>1</sup>	ME	■	■	■	■	■



<sup>1</sup> Extra Cost Paint

★ = New for this model year

■ = Available, O = Optional, S = Standard

**EXTERIOR UPGRADE PACKAGE – SRW (18D)****Availability:**

- Cargo Van, Passenger Van XLT (Standard), Cutaway and Chassis Cab

**Not available with:**

- Passenger Van XL
- E-Transit

**Includes:**

- Black Trimmed Halogen Lamps
- Wiper Activated Headlamps (91B)
- Front Fog Lamps
- Honeycomb Mesh Grille with Chrome Surround
- 16" Steel Wheel with Full Silver Wheel Cover (Standard Front Axle configurations only) (64H) or 16" Silver Steel Wheel with Exposed Lug Nuts (Heavy-Duty Front Axle configurations only)

**Upgradeable Features/Options (additional charges may apply):**

- 16" Silver Aluminum Alloy Wheel (Standard Front Axle configurations only) (647)
- 16" Black Aluminum Alloy Wheel (Standard Front Axle configurations only) (644)
- 16" Matte Black Alloy Wheel (Heavy-Duty Front Axle configurations only) (64G)
- 16" Sparkle Silver Alloy Wheel (Heavy-Duty Front Axle configurations only) (64K)
- Chrome-HID Headlamps (91A) – except when Cutaway or Chassis Cab with 3.5L PFDi V6 (998)

**EXTERIOR UPGRADE PACKAGE – DRW (18L)****Availability:**

- Cargo Van, Passenger Van XLT (Standard), Cutaway and Chassis Cab

**Not available with:**

- Passenger Van XL

**Includes:**

- Black Trimmed Halogen Lamps
- Wiper Activated Headlamps (91B)
- Front Fog Lamps
- Honeycomb Mesh Grille with Chrome Surround
- 16" Heavy-Duty Silver Steel Wheel with Exposed Lug Nuts

**Upgradeable Features/Options (additional charges may apply):**

- 16" Heavy-Duty Forged Aluminum Wheel (Heavy-Duty Front Axle configurations only) (76G)
- Chrome-HID Headlamps (91A) – except when Cutaway or Chassis Cab with 3.5L PFDi V6 (998)

**LOAD AREA PROTECTION PACKAGE (96D)****Availability:**

- Cargo Vans

**Not available with:**

- Windows-All-Around, Fixed (17F)
- Heavy-Duty Scuff Plate Kit (85B), unless ordered with Heavy-Duty Cargo Flooring (60B)
- 11,000lb GVWR Configurations

**Includes:**

- Full-Height Polypropylene Cargo Area Panels
- Vinyl, Front and Rear (16E) (includes Wheel Well Liners)

**Upgradeable Features/Options (for additional charge):**

- Heavy-Duty Cargo Flooring (60B)

**INTERIOR UPGRADE PACKAGE – CUTAWAY/CHASSIS CAB (47A)****Availability:**

- Cutaway and Chassis Cabs

**Not available with:**

- E-Transit
- Right Hand Door Delete (60X)

**Includes:**

- Dark Palazzo Gray Cloth, 2-way manual Driver and 2-way manual Passenger seat (21L)
- SYNC 3 with 4" Display (58V)
- SYNC 4 with AM/FM stereo and 12" display (58B) if Blind Spot Assist 1.0 (65A) is selected
- Vinyl Sunvisor with Illuminated Vanity Mirror (Driver and Passenger) (85C)

**Upgradeable Features/Options (for additional charge):**

- Dark Palazzo Gray Cloth, 2-way manual Driver and 2-way manual Passenger seat (21C)
- Dark Palazzo Gray Cloth, 10-way power Driver and 10-way power Passenger seats (21Q)
- SYNC 4 with AM/FM stereo and 12" display (58B)
- SYNC 4 with SiriusXM® with 360L, HD Radio™ and 12" Display (58C)
- SYNC 4 with SiriusXM® with 360L, HD Radio™, Navigation and 12" Display (58E)
- SYNC 4 with SiriusXM® with 360L, HD Radio™, Navigation, Intelligent Adaptive Cruise Control (iACC) and 12" Display (58F)
- Adaptive Cruise Control (60D) audio package 58E or 58F are selected

**INTERIOR UPGRADE PACKAGE – CARGO VAN (96C)****Availability:**

- Cargo Vans

**Not available with:**

- E-Transit
- Heavy-Duty Scuff Plate Kit (85B), unless ordered with Heavy-Duty Cargo Flooring (60B)

**Includes:**

- Full-Height Polypropylene Cargo Area Panels
- Vinyl, Front and Rear (16E)
- Short-Arm, Power Adjusting, Manual-Folding Mirrors (541) when Blind Spot Assist 1.0 (65A) is not selected
- Vinyl Sunvisor with Illuminated Vanity Mirror (Driver and Passenger) (85C)

- Dark Palazzo Gray Cloth, 2-way manual Driver and 2-way manual Passenger (21L) – included with Gas Engines only

**Upgradeable Features/Options (for additional charge):**

- Heavy-Duty Cargo Flooring (60B)
- Dark Palazzo Gray Cloth, 2-way manual Driver and 2-way manual Passenger (21C) – not available with E-Transit
- Dark Palazzo Gray Cloth, 10-way power Driver and 10-way power Passenger seats (21Q) – not available with E-Transit
- Short-Arm, Power Adjusting, Manual-Folding Heated with Turn Signals Mirrors (545)
- Long-Arm, Power Adjusting, Manual-Folding Heated with Turn Signals Mirrors (544)
- Adaptive Cruise Control (60D) – not available with audio package 58E or 58F



**BUILDERS PREP PACKAGE (47E)****Deletes:**

- Rear Floor Covering
- Rear-Seats and Restraints
- Rear-Seat Rails and Fasteners

**Availability:**

- Passenger Van XL and Passenger Van XLT

**Not available with:**

- Chrome HID Headlamps (91A) (applies to Passenger Van XL only)

**Includes:**

- Dual AGM Batteries (63E)
  - Front/Rear Aux A/C and Heater (Driver controlled) (57G) when Auxiliary Heater / AC Prep Package without Rear Controls (62C) are not ordered
  - Modified Vehicle Wiring System (53K)
  - Vinyl,
- Front only (16C) with Passenger Van XL and Carpet, Front only (16G) with Passenger Van XLT

- Less Rear Seat (96K)

**Upgradeable Features/Options (for additional charge):**

- Auxiliary Heater / AC Prep Package without Rear Controls (62C) (Medium and High Roof only)
- Black HID Headlamps (91C)

**MODIFIED VEHICLE WIRING SYSTEM (53K)****Availability:**

- Cargo Van, Passenger Van XL, Passenger Van XLT, Cutaway (Standard) and Chassis Cab (Standard)

**Required (Cargo Van, Passenger Van XL and Passenger Van XLT Only):**

- Dual AGM Batteries (63E)

**Includes:**

- Modified vehicle connections for customized wiring harness provisions

**RV PREP PACKAGE (47D)****Availability:**

- Cargo Van

**Includes:**

- Modified Vehicle Wiring System (53K)
- Heavy-Duty Trailer Tow Package (53B)
- Dark Palazzo Gray Cloth, 4-way manual swivel Driver and 4-way manual swivel Passenger (21T)
- SYNC 4 with SiriusXM® with 360L, HD Radio™, Navigation, Intelligent Adaptive Cruise Control (iACC) and 12" Display (58F)
- High Resolution Digital Camera (61E) when Reverse Brake Assist (43S) is not selected
- Front Fog Lamps (55D)
- Wiper Activated Headlamps (91B)
- Front Bumper, Body Colored (53G)
- Illuminated Sun Visors (85C)
- Carpet, Front only (16G)
- 8 speakers (4 front/4 rear)
- Side Sensing System (94A)
- Blind Spot Assist 1.0 (65A)

**Upgradeable Features/Options (additional charges may apply):**

- Dark Palazzo Gray Cloth, 4-way manual swivel Driver and 4-way manual swivel Passenger seats (218)
- 360-Degree Camera with Split View and Front Washer (61D) includes Honeycomb Mesh Grille with Chrome Surround
- Black HID Headlamps (91C)

**Not available with:**

- Bulkhead – Lockable Door with Window (47T)
- Bulkhead – Window Only (47U)
- Interior Upgrade Package (96C)
- Load Area Protection Package (96D)
- Heavy-Duty Cargo Flooring (60B)
- Rear Bumper Delete (43F)
- 9,950lb DRW GVWR configurations
- E-Transit

**NOTE 1:** Rear speakers are shipped in a dunnage box.

**RIGHT HAND DOOR DELETE (60X)****Availability:**

- Cutaway

**Not available with:**

- Ambulance Prep Package – Cutaway (47F) and Motorhome Prep Package (47M)
- Interior Upgrade Package – Cutaway/Chassis Cab (47A)

**Includes:**

- Passenger Seat Delete (21J)
- Exterior Mirror Delete (54X)
- Power Adjusting, Manual-Folding Heated with Turn Signals (544) if Blind Spot Assist 1.0 is selected

**Upgradeable Features/Options (for additional charge):**

- Passenger Seat Delete with Ebony Cloth Driver Seat (211)
- Power Adjusting, Manual-Folding (543) if Blind Spot Assist 1.0 is not selected
- Power Adjusting, Manual-Folding Heated with Turn Signals (544) if Blind Spot Assist 1.0 is not selected

**NOTE 1:** Intended for upfitters who modify the factory roof

**NOTE 2:** When adding an audio package, audio quality may slightly be diminished due to the deletion of the right hand door speaker.

**HEAVY-DUTY TRAILER TOW PACKAGE (53B)****Availability:**

- Cargo Van, Passenger Van XL and Passenger Van XLT

**Not available with:**

- Rear Tow Hook
- E-Transit
- Rear Bumper Delete (43F)

**Includes:**

- Tow/Haul Mode with Trailer Wiring Provisions
- 4/7 Pin Connector Assembly and Rear Jumper
- Relay system for backup/B+/running lights
- Frame mounted hitch receiver

**Included with:**

- RV Prep Package (47D)

**NOTE:** This package does not include a Trailer Brake Controller (67D). Additionally, if customer wants a trailer brake controller after initial purchase, it will have to be an aftermarket trailer brake controller and aftermarket wiring harness.

**TOW/HAUL MODE WITH TRAILER WIRING PROVISIONS (53D)****Availability:**

- Cargo Van, Passenger Van XL, Passenger Van XLT, Cutaway and Chassis Cab

**Not available with:**

- E-Transit

**Includes:**

- Trailer Wiring Harness to rear of vehicle for upfit
- Trailer Sway Control (TSC)
- 4/7 Pin Connector Assembly and Rear Jumper
- Tow/Haul Mode

**Included with:**

- Motorhome Prep Package (47M)

**NOTE 1:** This package does not include a Trailer Brake Controller (67D). Additionally, if customer wants a trailer brake controller after initial purchase, it will have to be an aftermarket trailer brake controller and aftermarket wiring harness.

**NOTE 2:** This package does not include the frame mounted hitch receiver.

**MOTORHOME PREP PACKAGE (47M)****Availability:**

- Cutaway

**Not available with:**

- Right Hand Door Delete (60X)
- 9,950lb DRW GVWR configurations
- E-Transit

**Includes:**

- SYNC 4 with SiriusXM® with 360L, HD Radio™, Navigation, Intelligent Adaptive Cruise Control (iACC) and 12" Display (58F)
- Tow/Haul Mode with Trailer Wiring Provisions (53D)
- Dual AGM Batteries (63E)
- Modified Vehicle Wiring System (53K)
- Dark Palazzo Gray Cloth, 4-way manual swivel Driver and 4-way manual swivel Passenger available on U6P/U8P only (21T)
- Front Fog Lamps (55D)
- Auxiliary Fuse Panel with High Spec Interface Connector (87E)

**Upgradeable Features/Options (additional charges may apply):**

- Dark Palazzo Gray Cloth, 4-way manual swivel Driver and 4-way manual swivel Passenger seats (218) (only applicable on 11,000 GVWR units)
- Black HID Headlamps (91C)

**SHUTTLE BUS PREP PACKAGE – (47S)****Availability:**

- Cutaway

**Not available with:**

- E-Transit

**Includes:**

- Exterior Upgrade Package (18D) on SRW configurations
- Exterior Upgrade Package (18L) on DRW configurations
- Dual AGM Batteries (63E)
- Auxiliary Fuse Panel with High Spec Interface Connector (87E)
- Modified Vehicle Wiring System (53K)
- SYNC 3 with 4" Display (58V)
- SYNC 4 with AM/FM stereo and 12" display (58B) if Blind Spot Assist 1.0 (65A) is selected

**Applicable Options (not part of Prep Package):**

- Right Hand Door Delete (60X)
- SYNC 4 with AM/FM stereo and 12" display (58B)
- SYNC 4 with SiriusXM® with 360L, HD Radio™ and 12" Display (58C)
- SYNC 4 with SiriusXM® with 360L, HD Radio™, Navigation and 12" Display (58E)
- SYNC 4 with SiriusXM® with 360L, HD Radio™, Navigation, Intelligent Adaptive Cruise Control (iACC), Intersection Assist and 12" Display (58F)

**SCHOOL BUS PREP PACKAGE – (47C)****Availability:**

- Cutaway
- Fleet only

**Not available with:**

- Extended Length configurations (Gas Engines only)

**Includes:**

- Safety Glass
- Right Hand Door Delete (60X)
- Dual AGM Batteries (63E)
- Auxiliary Fuse Panel with High Spec Interface Connector (87E)
- Dual-note Horn
- Modified Vehicle Wiring System (53K)

**NOTE:** Requires Passenger Seat Delete (21J) School Bus Yellow (BY) Paint

**MULTI-FUNCTION SCHOOL ACTIVITY BUS (MFSAB) PREP PACKAGE (47Q)****Availability:**

- Cutaway
- Fleet only

**Not available with:**

- Extended Length configurations (Gas Engines only)

**Includes:**

- Safety Glass
- Right Hand Door Delete (60X)
- Dual AGM Batteries (63E)
- Auxiliary Fuse Panel with High Spec Interface Connector (87E)
- Dual-note Horn
- Modified Vehicle Wiring System (53K)

**NOTE:** Requires Passenger Seat Delete (21J) and Oxford White (YZ) Paint

**AMBULANCE PREP PACKAGE – CARGO VAN (47B)****Availability:**

- Medium High Roof Cargo Van with Sliding Passenger-side Cargo Door
- 3.5L EcoBoost® V6 (99G)

**Not available with:**

- Passenger Seat Delete (21J, 21K)
- 3-Passenger Seating (213)
- E-Transit

**Includes:**

- Dual AGM Batteries (63E)
- Dual Alternator (63C)
- Fixed Rear Cargo Door Glass and Fixed Passenger-side Glass (17B)
- 3.73 Limited-Slip Axle (X7L)
- Modified Vehicle Wiring System (53K)
- Auxiliary Fuse Panel with High Spec Interface Connector (87E)
- Dual-note Horn

**Upgradeable Features/Options (for additional charge):**

- None

**AMBULANCE PREP PACKAGE – CUTAWAY (47F)****Availability:**

- Cutaway
- 3.5L EcoBoost® V6 (11,000lb GVWR configurations only) (99G)

**Not available with:**

- Passenger Seat Delete (21J, 21K and 211)
- 3-Passenger Seating (213)
- Right Hand Door Delete (60X)

**Includes:**

- Short-Arm, Power Adjusting, Manual-Folding Mirrors (541)
- Power Adjusting, Manual-Folding Heated with Turn Signals (544) if Blind Spot Assist 1.0 (65A) is selected
- Dual AGM Batteries (63E)
- Dual Alternator (250 amps each) (63C)
- 3.73 Limited-Slip Axle
- Spare Tire and Wheel (51D)
- Auxiliary Heater / AC Prep Package without Rear Controls (62C)
- Auxiliary Fuse Panel with High Spec Interface Connector (87E)
- Dual-note Horn
- Modified Vehicle Wiring System (53K)

**Upgradeable Features/Options (for additional charge):**

- Short-Arm, Power Adjusting, Manual-Folding Heated with Turn Signals Mirrors (545)
- Long-Arm, Power Adjusting, Manual-Folding Mirrors (543)
- Long-Arm, Power Adjusting, Manual-Folding Heated with Turn Signals Mirrors (544)
- Exterior Mirror Delete (54X)

**NOTE 1:** Check with Upfitter on charge margin acceptability

**NOTE 2:** 3.5L EcoBoost® V6 (99G) engine does not include Auto Start-Stop technology on this particular application

**REAR VIDEO CAMERA AND PREP KIT (61A)****Availability:**

- Cutaway and Chassis Cab

**Pre-installed Content Includes:**

- Cab Wiring
- Frame Wiring to the rear most cross member
- Will display in multi-function display

**Upfitters Kit Includes:**

- Camera with mounting bracket
- 20' Jumper wire
- Camera mounting and aiming instructions

**NOTE: For incomplete vehicles, upfitter must add a rear view camera to vehicles that are 10,000lb GVWR or less to complete the vehicle and meet FMVSS 111 requirements. Rear Video Camera and Prep Kit (61A) is available as a dunnage kit that requires upfitter installation**

**UPFITTER PACKAGE (67C)****Availability:**

- Cargo Van, Passenger Van XL, Passenger Van XLT, Cutaway and Chassis Cab

**Not Available with:**

- E-Transit
- 3-Passenger Seating (213)

**Includes:**

- High Capacity Upfitter Switches
- Large Center Console (67E)
- Auxiliary Fuse Panel with High Spec Interface Connector (87E)
- Dual AGM Batteries (63E)
- Modified Vehicle Wiring System (53K)

**PARCEL DELIVERY PACKAGE (47G)****Availability:**

- Cargo Van
  - 3.5L PFDi V6 (998) (Medium/High Roof SRW and DRW Configuration F4X)
  - E-Transit (Long and Extended Lengths only)
- Cutaway
  - 3.5L PFDi V6 (998) (SRW configurations and DRW configuration F6P)
  - E-Transit

**Includes:**

- Center Console with Right-Side Shifter – Gas Engines only
- Full Rear Compartment Lighting (15F) – Cargo Van only
- Ebony Cloth 2-way manual Driver and 2-way manual Passenger seats without armrests (219)

**Additional Options to consider (may result in additional charges):**

- Rear Bumper Delete (43F) – Cargo Van only
- B-Pillar Assist Handle (41B) – Medium and High Roof Cargo Van only
- Passenger Seat Delete Ebony Cloth, 2-way manual Driver seat without an armrest (211) – Cutaway only and is included when Right Hand Door Delete (60X) is selected

**Not Available with:**

- Interior Upgrade Package – Cargo Van (96C)
- Load Area Protection Package (96D)
- Exterior Upgrade Package (18D/18L)
- Upfitter Package (67C)
- Trailer Brake Controller (67D)

**★ FLEET FUEL ECONOMY PACKAGE (98B)****Availability:**

- 3.5L PFDi V6 (998)
- Fleet Orders Only

**Includes:**

- Smart Acceleration Truncation
- Auto Start-Stop Switch Delete
- Engine Idle Shutdown 5 minute timer
- 75-mph Governed Top Speed

**Upgradeable Features/Options (for additional charge):**

- Engine Idle Shutdown 10 Minute Timer (55F)
- Engine Idle Shutdown 20 Minute Timer (55H)
- 70-mph Governed Top Speed (52H)
- 65-mph Governed Top Speed (52M)

**NOTE 1: With this package, EcoMode is always on.**

**NOTE 2: Auto Start-Stop Switch Delete deletes Auto Stop-Start Technology disable button on dash, however, the feature remains permanently active.**

**★ FLEET SAFETY PACKAGE (59C)****Availability:**

- Fleet Orders Only

**Includes:**

- Driver Alert
- Pre-Collision Assist with Automatic Emergency Braking (AEB)
- Lane Keeping Aid
- Auto High Beam
- Reverse Speed Limiter

**Additional Options to consider (may result in additional charges):**

- Blind Spot Assist 1.0 (65A)
- Reverse Brake Assist (43S)

**NOTE: With this package, the safety features are set to "ON" with no driver ability to change settings.**

**LIVERY PACKAGE (47L) (LIVERY FIN REQUIRED)\*****Availability:**

- Medium or High Roof Passenger Van XLT with Long or Extended Length
- Fleet only (Livery FIN)

**Not Available with:**

- Builder's Prep Package (47E)

**Includes:**

- Dark Palazzo Gray Cloth, 10-way power heated Driver and 10-way power heated Passenger seats (21Q)
- Chrome HID Headlamps (91A)
- Privacy Glass (92E)
- 16" Steel Wheel with Full Silver Wheel Cover (Standard Front Axle configurations only) (64H) or 16" Silver Steel Wheel with Exposed Lug Nuts (Heavy-Duty Front Axle configurations only) – SRW
- 16" Heavy-Duty Silver Steel with Exposed Lug Nuts, Standard and Heavy-Duty Front Axle configurations – DRW
- Keyless Entry Keypad (52C)
- Dual AGM Batteries (63E)
- Auxiliary Fuse Panel with High Spec Interface Connector (87E)
- Modified Vehicle Wiring System (53K)
- Wheel Well Liners – Black (Front only) (15C)
- Upgradeable Features/Options (additional charges may apply):
- 16" Heavy-Duty Forged Aluminum Wheel – DRW (Heavy-Duty Front Axle configurations only) (76G)

# 2024 TRANSIT PACKAGED OPTIONS

**★TRANSIT TRAIL PACKAGE (47N)**

**Availability:**

- Cargo Van
- 3.5L EcoBoost V6 (99G)
- AWD
- Medium and High Roof with 148" Wheelbase and High roof with 148" Wheelbase with Extended Length
- 9,500 GVWR / W2C, W2X, W3U

**Includes:**

- 3.5" body lift with improved ground clearance, approach and departure angles
- 2.75" increase in frontal and rear track width
- Unique Transit Trail badge
- 16" Transit Trail Black Alloy Wheel
- 245/75 R16 Goodyear Wrangler Workhorse All Terrain Tire
- Slider Style Side Steps (Driver and Passenger sides)
- Unique Black Transit Trail Grille with integrated marker lamps
- Black HID Headlamps (91C)
- Unique Skid Plate Style Front Bumper
- Unique Transit Trail Splash Guards and Wheel Arch Cladding
- Front Wheel Arch Liners
- Intelligent Access with push-button start (41J)
- Blind Spot Assist 1.0 (65A)
- Front Fog Lamps (55D)
- Auxiliary Fuse Panel with High Spec Interface Connector (87E)
- Dark Palazzo Gray Cloth, 4-way manual swivel Driver and 4-way manual swivel Passenger seats. (21T)
- SYNC 4 with SiriusXM® with 360L, HD Radio™ and 12" Display (58C)
- High Resolution Digital Camera (61E)
- Power Outlet – 110V/400W (90D)
- Front Overhead Shelf (66D)
- Reverse Sensing System (43R)
- Side Sensing System (94A)
- Fixed Rear Cargo Door Glass and Fixed Passenger-side Glass (17B)
- Illuminated Sun Visors (85C)
- Adaptive Cruise Control (60D) except w/ audio package 58F
- Privacy Glass (92E)
- Dual AGM Batteries (63E)
- Keyless Entry Keypad (52C)
- B-Pillar Assist Handle (41B)
- Heavy-Duty Trailer Package (53B)

**Upgradeable Features/Options (for additional charge):**

- Roof Vent Fan (76B)
- Extended Range Fuel Tank (655)
- SYNC 4 with SiriusXM® with 360L, HD Radio™, Navigation, Intelligent Adaptive Cruise Control (iACC) and 12" Display (58F)
- 360-Degree Camera with Split View and Front Washer (61D)
- Upfitter Package (67C)

**Not Available with:**

- Remote Start (68B)
- Heavy-Duty Cargo Flooring (60B)
- SYNC 4 with SiriusXM® with 360L, HD Radio™, Navigation and 12" Display (58E)
- Ambulance Prep Package – Cargo Van (47B)
- RV Prep Package (47D)
- Parcel Delivery Package (47G)
- Exterior Upgrade Package – SRW (18D) / DRW (18L)
- Rear Bumper Delete (43F)
- Interior Upgrade Package – Cargo Van (96C)
- Load Area Protection Package (96D)
- Reverse Brake Assist (43S)
- E-Transit
- Front/Rear Aux A/C and Heater (Driver controlled) (57G)
- Bulkheads – Lockable Door with Window (47T) / Window Only (47U)
- Heavy-Duty Scuff Plate Kit (85B)
- Enhanced Active Park Assist (94B)
- Digital Rearview Mirror (90C)
- Auxiliary Heater / AC Prep Package (62C)

**EMISSIONS REQUIREMENT LOCATIONS**

**CALIFORNIA EMISSIONS STATES**

CA, CT, DE, MA, MD, ME, NJ, NY, OR, PA, RI, VT, WA

**CROSS BORDER STATES**

AZ, DC, ID, NH, NV, OH, VA, WV

**FEDERAL EMISSIONS STATES**

Remaining States/Regions

**EMISSIONS STANDARD/OPTIONAL EQUIPMENT**

**50-STATE EMISSIONS SYSTEM** ..... **425**

Standard equipment on all Transit gas engine configurations.

**ZERO EVAPORATED EMISSIONS SYSTEM**

Standard equipment on all E-Transit configurations ..... **425**

**MISCELLANEOUS**

COV Required ..... **79V**

Priced DORA ..... **C09**

**VEHICLE SPECIAL ORDER (VSO)**

FLEET ONLY. See [www.fmcdealer.com](http://www.fmcdealer.com) for current VSO Order Guide. This live guide includes VSO option codes, descriptions and pricing. Email [vsomail@ford.com](mailto:vsomail@ford.com) or call 1.800.34.FLEET, menu 4 w/any VSO questions you may have.

★ = New for this model year

## FUEL ECONOMY

TRUCKS W/GROSS VEHICLE WEIGHT RATINGS OVER 8,500 POUNDS ARE NOT INCLUDED IN THE EPA FUEL ECONOMY RATING SYSTEM. FUEL ECONOMY INFORMATION ON THESE MODELS IS GENERALLY NOT AVAILABLE BECAUSE OF WIDE VARIANCES IN VEHICLE LOADING AND OPERATIONAL CONDITIONS BETWEEN VARIOUS CUSTOMER APPLICATIONS.

## ENGINE HORSEPOWER AND TORQUE RATINGS

ENGINE	TRANSMISSION	NOMINAL COMPRESSION RATIO	50-STATES	
			HORSEPOWER H.P. @ RPM	TORQUE LB.-FT. @ RPM
3.5L PFDi V6	10-Speed Automatic Overdrive	11.8:1	275HP @ 6, 250	260 @ 4,000
3.5L EcoBoost® V6	10-Speed Automatic Overdrive	10.0:1	310HP @ 5,000	400 @ 2,500
Electric Motor (E-Transit)	Single-Speed	N/A	198kW / 266 HP	317 LB.-FT.